



My Health Record

Statistics and Insights

MAR 2019 TO JAN 2020

The Australian Digital Health Agency publishes a range of statistics about how My Health Record is being used by healthcare provider organisations and patients. The statistics include information about registrations, document uploads and prescription/dispense documents.

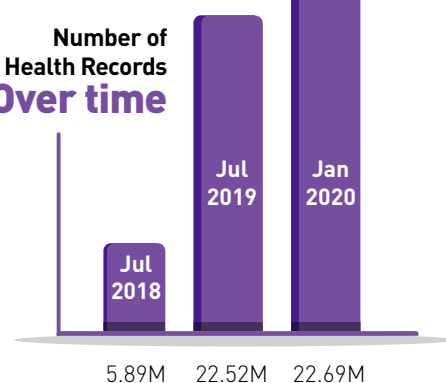
The Big Picture

22.69M Total My Health Records

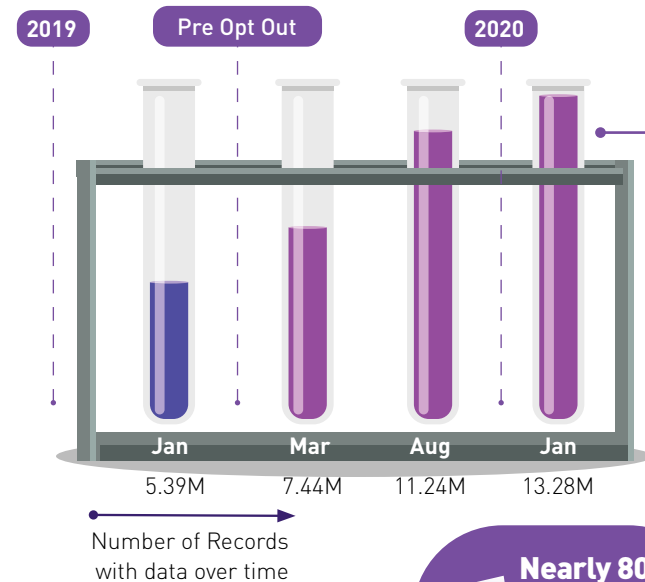
When you have a My Health Record your health information can be viewed securely online from anywhere, at any time - even if you move or travel interstate. You and your healthcare providers can also access your health information from any computer or device that's connected to the internet.

An increase of 170,000 records since July 2019.

Number of My Health Records Over time

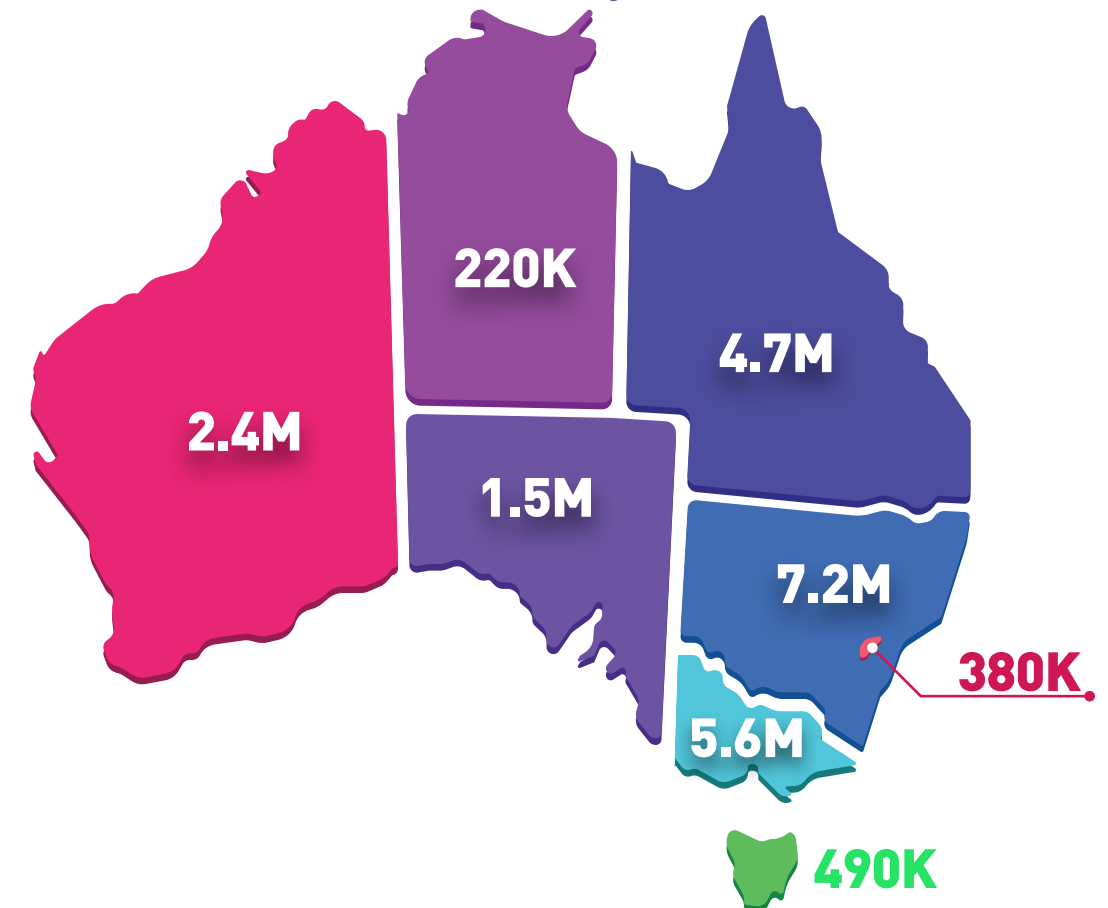


Nearly 13.2M records now have data in them



Nearly 80% increase since March 2019

Records by state



What's inside?

1.75B Documents uploaded to My Health Record

From medical histories to the latest blood tests, from pathology reports to advanced care plans, more vital health information is now securely stored and available when needed.



Another 40M documents were uploaded in January.

Over **52.7M** Clinical Documents

Documents uploaded by a healthcare provider like hospitals, pathologists and radiologists.



An increase of nearly 3 million pathology reports in January alone.

Over **106.1M** Medicine Documents

Documents uploaded by healthcare providers like pharmacies and GPs.

Over **1.59B** Medicare Documents

Documents uploaded by government agencies like Services Australia and Veterans' Affairs.

Over **286K** Consumer Documents

Documents uploaded by people



Key Insight

Use by healthcare providers continues to grow with nearly 10M new clinical or medicine documents added to the system in January alone.

How are people using it?



**Over
6.5 million**
people had their
Immunisation Register uploaded



**Over
1.3 million**
people had their
Organ Donor Register uploaded

"The main hurdle I faced in the bushfires was assisting patients who had chosen to opt out of the My Health Record system."

Paul Smith,
Capital Chemist
Huskisson
January 2020

What are the top 3 documents
people have added themselves?

1



179,630
Health Summaries

2



56,900
Notes

3



25,940
Advance Care Directive
Custodian Reports



Australians have uploaded over
286,810
documents in total

What do people
view the most?



Australians prefer
to access their
Summary Information
in their record, with over
7 million
views

What about security
and privacy?



34,360
Australians

have placed advanced access
controls on their records



Remember, you can decide which
healthcare providers can view or update
your record. You can also choose what
information you'd like to share.



Key Insight

Given the recent crisis events with fires and storms that Australians are facing, it is reassuring that more people than ever now have access to their medical information if and when they need it.

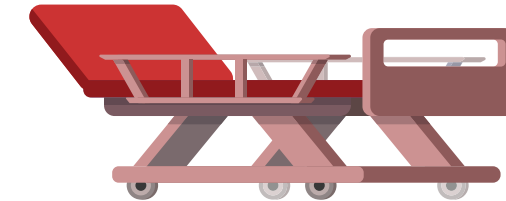
How are healthcare providers using it?



91% of pharmacies are now registered
70% are using My Health Record



90% of GPs are now registered
73% are using My Health Record




94% of public hospital beds are now registered



How many documents were uploaded in January?



GPs
uploaded more than
2 million
documents



Hospitals
uploaded just over
1.5 million
documents



Path and DI Services
uploaded over
1 million
documents

How did healthcare provider views change in January?



Total views by GP's reached


1.7M

An increase of more than **13%** since December.

Total views by Public Hospital and Health Services reached

900,000

An increase of almost **30%** since December



Key Insight

The total number of pathology reports uploaded increased by nearly 3 million in January alone.