



My Health Record

## Statistics and Insights

### **JANUARY 2021**

The Australian Digital Health Agency publishes a range of statistics about how My Health Record is being used by healthcare provider organisations and patients. The statistics include information about registrations, document uploads and prescription/dispense documents.

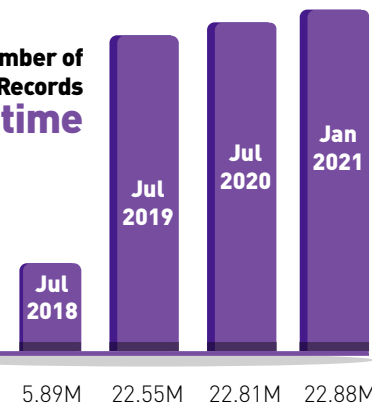
# The Big Picture

## 22.88M Total My Health Records

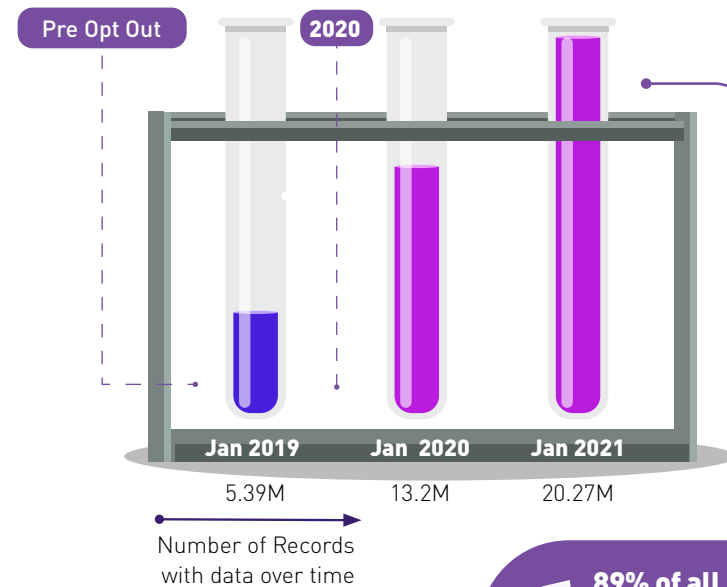
When you have a My Health Record your health information can be viewed securely online from anywhere, at any time - even if you move or travel interstate. You and your healthcare providers can also access your health information from any computer or device that's connected to the internet.

An increase of 330,000 records since July 2019 and 70,000 in the last 6 months.

Number of My Health Records Over time

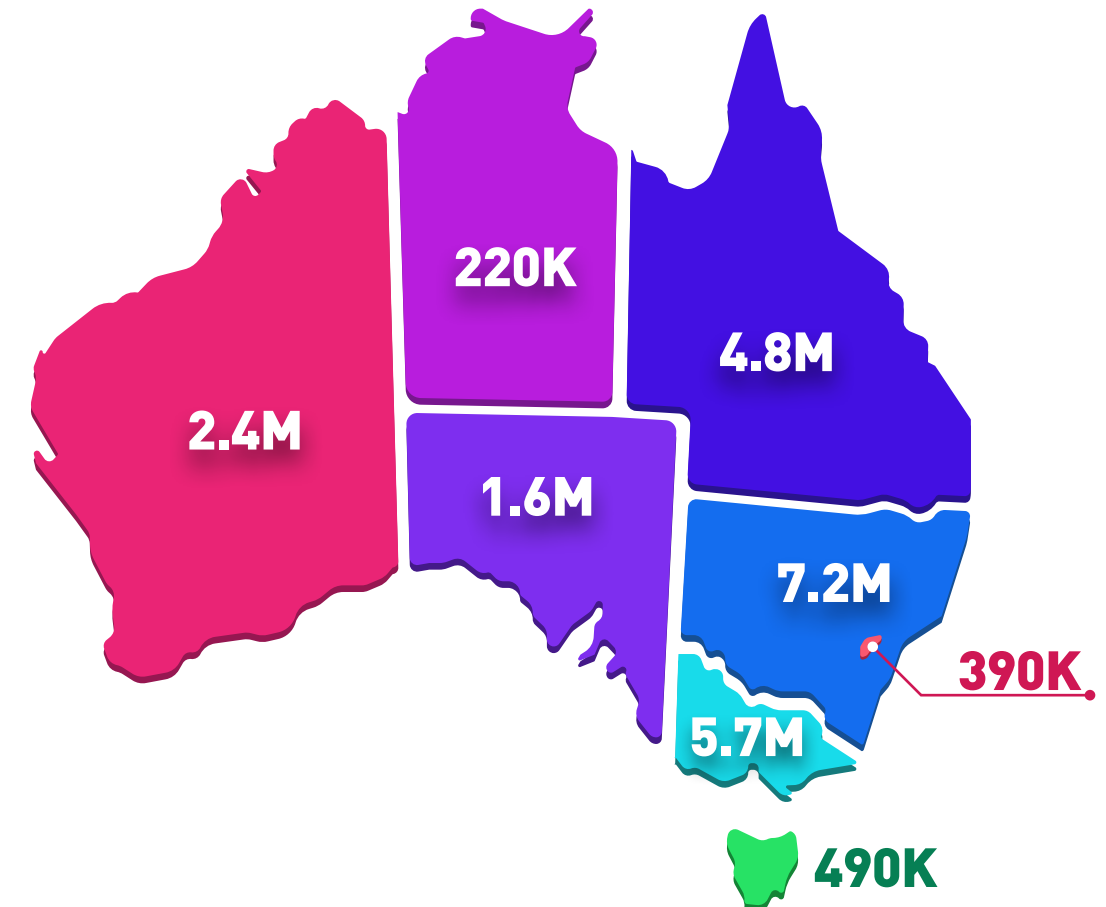


more than 20M records now have data in them



89% of all records now have data in them

Records by state



## What's inside?

## 2.61B Documents uploaded to My Health Record

From medical histories to the latest blood tests, from pathology reports to advanced care plans, more vital health information is now securely stored and available when needed.



There are more than 320M documents in the system that have been uploaded by consumers or healthcare providers.

### + 116M Clinical Documents

Documents uploaded by a healthcare provider like hospitals, pathologists and radiologists.



An increase of more than 7 million documents in January

### + 205M Medicine Documents

Documents uploaded by healthcare providers like pharmacies and GPs.



An increase of more than 10 million documents in January

### + 2.3B Medicare Documents

Documents uploaded by government agencies like Services Australia and Veterans' Affairs.

### + 346K Consumer Documents

Documents uploaded by people



### Key Insight

Since January 2020 the volume of records with data in them has increased by more than 50% from 13.2 million to more than 20 million.

## How are people using it?



**More than  
15 million**  
people had their  
**Immunisation Register uploaded**



More than a 50% increase since March 2020 due to a bulk upload of these important documents.



**More than  
1.78 million**  
people had their  
**Organ Donor Register uploaded**

*"We rely on My Health Record to keep us updated on patient pathology, imaging, medication, dispensing and history records. We can see what other doctors have requested and performed, overcoming the delays waiting for records requested from other practices. We can also see what scripts were dispensed. This helped us a lot with the recent COVID-19 test results, where it was quicker to see the result on the patient's My Health Record than to join the phone queue to get the result."*

What are the top 3 documents people have added themselves?

1



**224,275**  
Health Summaries

2



**63,574**  
Health Notes

3



**30,386**  
Advance Care Directive  
Custodian Reports



Australians have uploaded over  
**346,000**  
documents in total

What do people view the most?



People are looking at the  
**Pathology reports**  
in their record the most in January,  
with more than  
**270,254** views



More than a  
**300% increase** since  
January 2020.

What about security and privacy?



**More than  
40,000**  
Australians

have placed advanced access  
controls on their records



Remember, you can decide which healthcare providers can view or update your record. You can also choose what information you'd like to share.

**Dr Yolande Knight,**  
Senior Medical Officer,  
Wirraka Maya Health  
Service Aboriginal  
Corporation



### Key Insight

It's important to remember **not to put your health on hold**. Doctors, nurses and mental health professionals can now deliver Medicare-subsidised services, including mental health support, via telehealth to all Australians.

# How are healthcare providers using it?

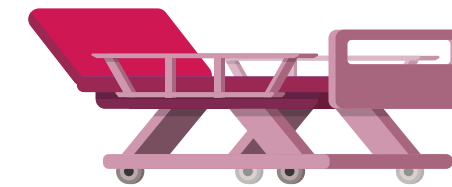


**99%** of pharmacies are now registered  
**91%** are using My Health Record

An increase of **1% in January**



**96%** of GPs are now registered  
**86%** are using My Health Record



**97%** of public hospitals are now registered  
**95%** are using My Health Record

An increase of **1% in January**

## How many documents are in the system now?



There are more than

**85 million**

Pathology Reports

An increase of **more than 5M** in January



There are more than

**12 million**

Diagnostic Imaging Reports

An increase of **more than 500K** in January



There are more than

**118 million**

Dispense Records

An increase of **more than 6M** in January



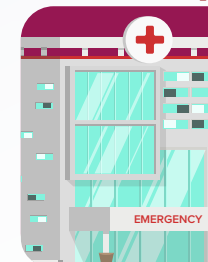
There are more than

**9.6 million**

Discharge Summaries

## How do healthcare providers view each others documents?

### Public Hospitals



**uploaded 495,000** documents viewed by others since January 2020

An increase of **5%** in January

**viewed 518,000** documents uploaded by others since January 2020

An increase of **8%** in December

### General Practitioners

An increase of **6%** in January

**uploaded 324,000** documents viewed by others since January 2020

An increase of **5%** in January

**viewed 585,000** documents uploaded by others since January 2020



## Key Insight

Public Hospitals use continues to increase with 2.8 million medicine documents viewed and nearly 3.2 million discharge summaries uploaded since January 2020.

