



My Health Record

## Statistics and Insights

### **OCTOBER 2020**

The Australian Digital Health Agency publishes a range of statistics about how My Health Record is being used by healthcare provider organisations and patients. The statistics include information about registrations, document uploads and prescription/dispense documents.

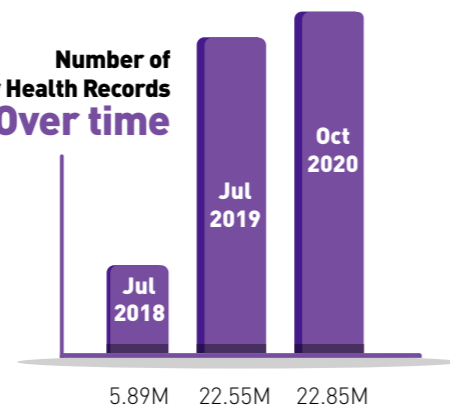
# The Big Picture

## 22.85M Total My Health Records

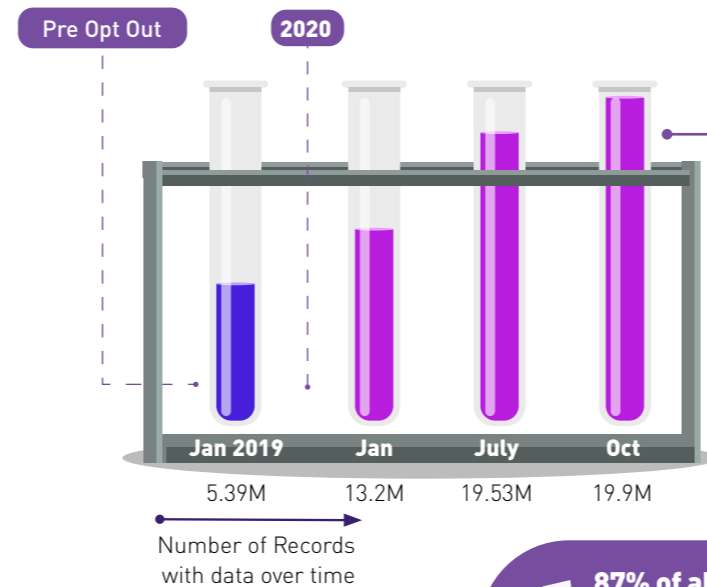
When you have a My Health Record your health information can be viewed securely online from anywhere, at any time - even if you move or travel interstate. You and your healthcare providers can also access your health information from any computer or device that's connected to the internet.

An increase of 300,000 records since July 2019.

Number of My Health Records Over time

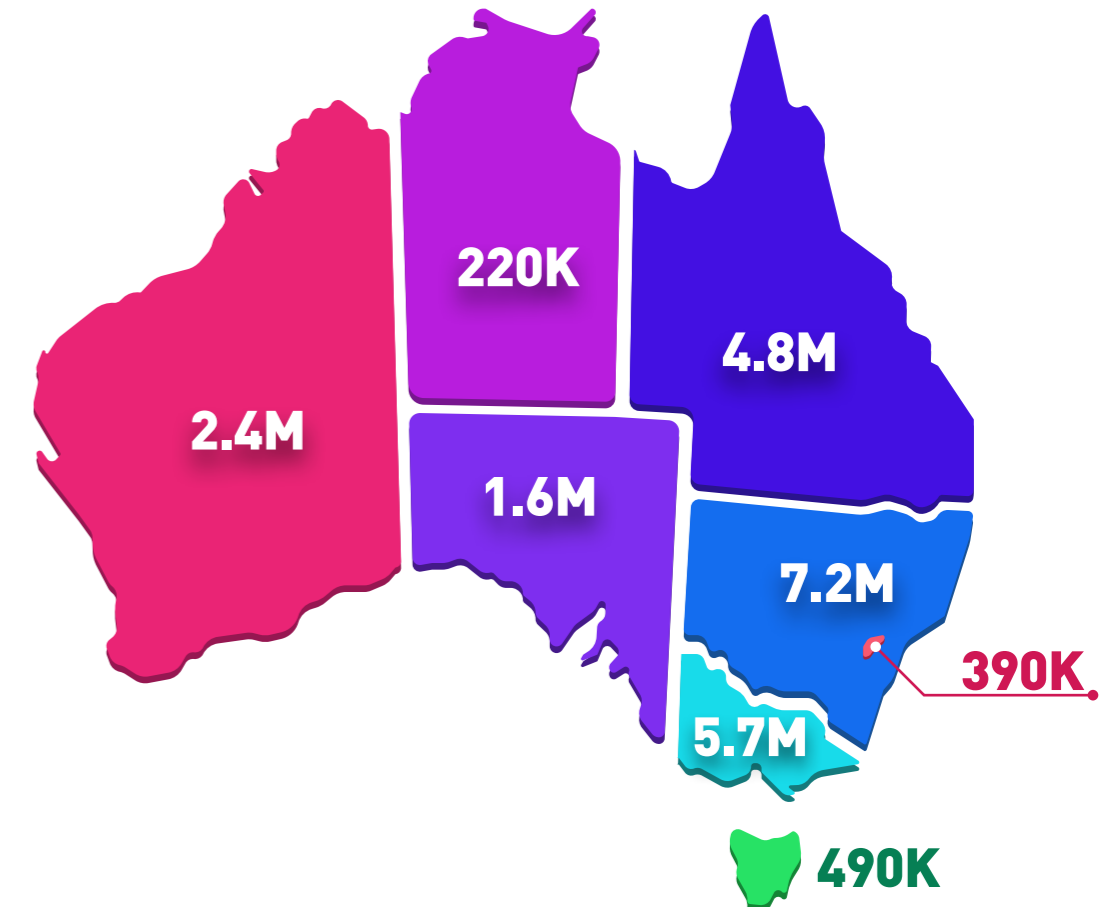


## 19.9M records now have data in them



87% of all records now have data in them

## Records by state



## What's inside?

## 2.38B Documents uploaded to My Health Record

From medical histories to the latest blood tests, from pathology reports to advanced care plans, more vital health information is now securely stored and available when needed.



There are more than 275M documents in the system that have been uploaded by consumers or healthcare providers.

### + 95M Clinical Documents

Documents uploaded by a healthcare provider like hospitals, pathologists and radiologists.



An increase of nearly 5 million documents in October

### + 175M Medicine Documents

Documents uploaded by healthcare providers like pharmacies and GPs.



An increase of more than 8 million documents in October.

### + 2.1B Medicare Documents

Documents uploaded by government agencies like Services Australia and Veterans' Affairs.

### + 335K Consumer Documents

Documents uploaded by people



### Key Insight

Since January 2020 the volume of records with data in them has increased by more than 50% from 13.2 million to nearly 20 million.

## How are people using it?



**Nearly  
15 million**  
people had their  
**Immunisation Register uploaded**



More than a 50% increase since March due to a bulk upload of these important documents.



**More than  
1.6 million**  
people had their  
**Organ Donor Register uploaded**

*"We rely on My Health Record to keep us updated on patient pathology, imaging, medication, dispensing and history records. We can see what other doctors have requested and performed, overcoming the delays waiting for records requested from other practices. We can also see what scripts were dispensed. This helped us a lot with the recent COVID-19 test results, where it was quicker to see the result on the patient's My Health Record than to join the phone queue to get the result."*

What are the top 3 documents people have added themselves?

1



**216,060**  
Health Summaries

2



**62,285**  
Health Notes

3



**29,594**  
Advance Care Directive  
Custodian Reports



Australians have uploaded over  
**335,000**  
documents in total

What do people view the most?



People are looking at the  
**Pathology reports**  
in their record the most in October,  
with more than  
**177,000** views



That is more than **160%** increase in viewing since January 2020 when there were 67,000 views.

What about security and privacy?



**Almost  
40,000  
Australians**

have placed advanced access controls on their records



Remember, you can decide which healthcare providers can view or update your record. You can also choose what information you'd like to share.

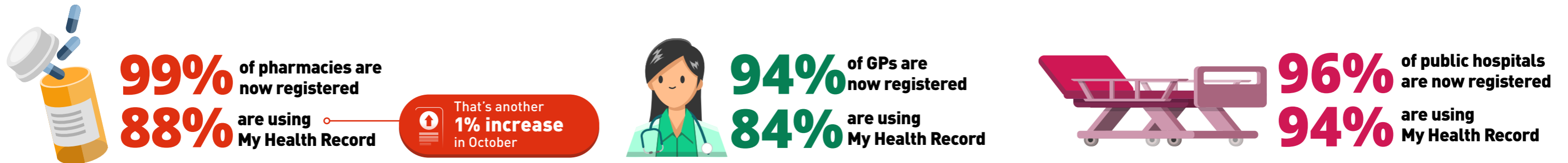
**Dr Yolande Knight,**  
Senior Medical Officer,  
Wirraka Maya Health  
Service Aboriginal  
Corporation



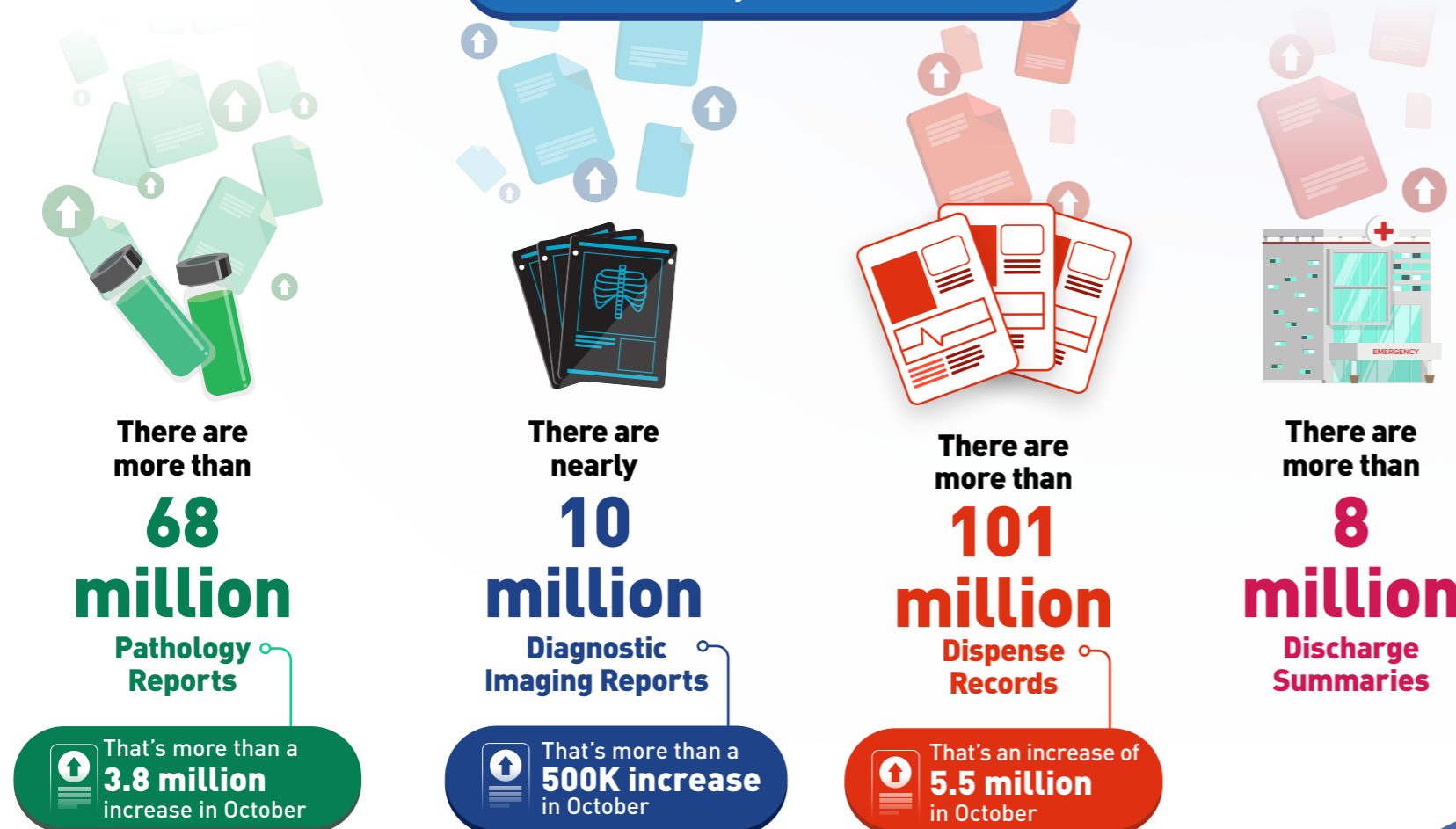
### Key Insight

It's important to remember **not to put your health on hold**. Doctors, nurses and mental health professionals can now deliver Medicare-subsidised services, including mental health support, via telehealth to all Australians.

# How are healthcare providers using it?




## How many documents are in the system now?



## How do healthcare providers view each others documents?

### Public Hospitals



**uploaded 427,000**  
documents viewed by others  
since October 2019

**viewed 415,000**  
documents uploaded by others  
since October 2019

### General Practitioners

**uploaded 263,000**  
documents viewed by others  
since October 2019

**viewed 504,000**  
documents uploaded by others  
since October 2019



## Key Insight



Public Hospitals have viewed more than 2 million medicine documents and uploaded more than 3.2 million discharge summaries since October 2019.