

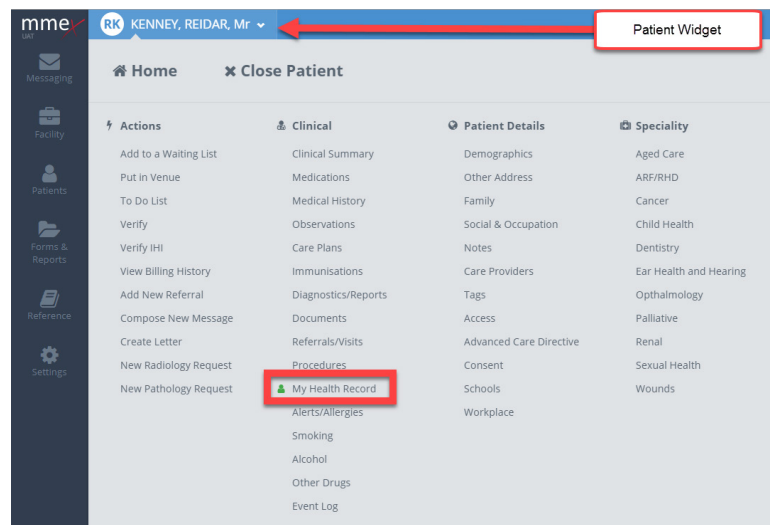
Viewing Clinical Documents in My Health Record

Note: These steps assume that your software is connected to the My Health Record system, the patient has a My Health Record and their individual healthcare identifier (IHI) has been validated in your system.

STEP 1:

To access the patient's My Health Record:

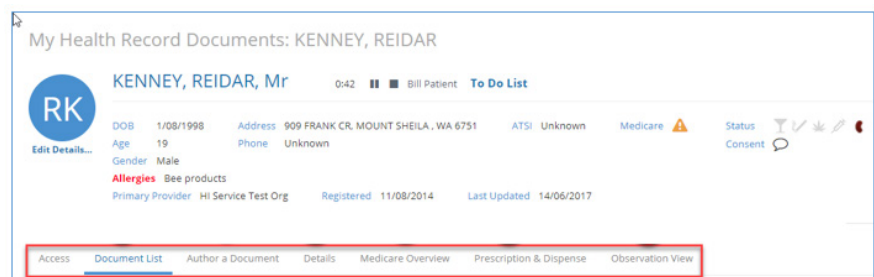
- Select the **patient widget** (top-left corner)
- Then select **My Health Record**

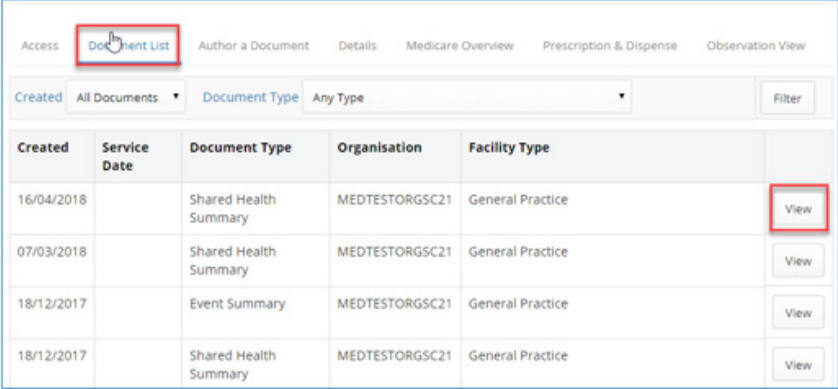



STEP 2:

Patient information can be viewed as:

- Document List** - List of clinical documents that exist in your patient's My Health Record.
- Medicare Overview** – This includes information such as PBS/RPBS Prescription Information, Australian Immunisation Register (AIR), Australian Organ Donor Register and MBS/DVA items.
- Prescription & Dispense** – Shows the patient's prescription and dispense records.



<p>d. Observation View - Where observation data exists, it will be available to view. This includes information entered by your patient, or by their providers.</p>	
<p>STEP 3:</p> <p>Each section has filters to make finding information easier.</p> <ul style="list-style-type: none"> In the 'Document List' section, select 'View' to open an individual clinical document. 	
<p>STEP 4:</p> <p>In this example (right), a Shared Health Summary is open.</p> <p>A Shared Health Summary typically contains:</p> <ul style="list-style-type: none"> Adverse reactions Medications Medical History Immunisations 	
<p>Useful links</p> <ul style="list-style-type: none"> For upcoming training opportunities, visit Events and Webinars: https://www.digitalhealth.gov.au/newsroom/events-and-webinars 	

For assistance contact the My Health Record helpline on **1800 723 471** or email help@digitalhealth.gov.au

