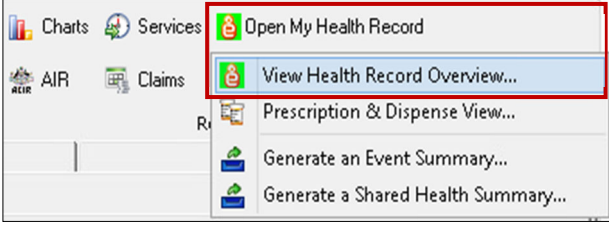

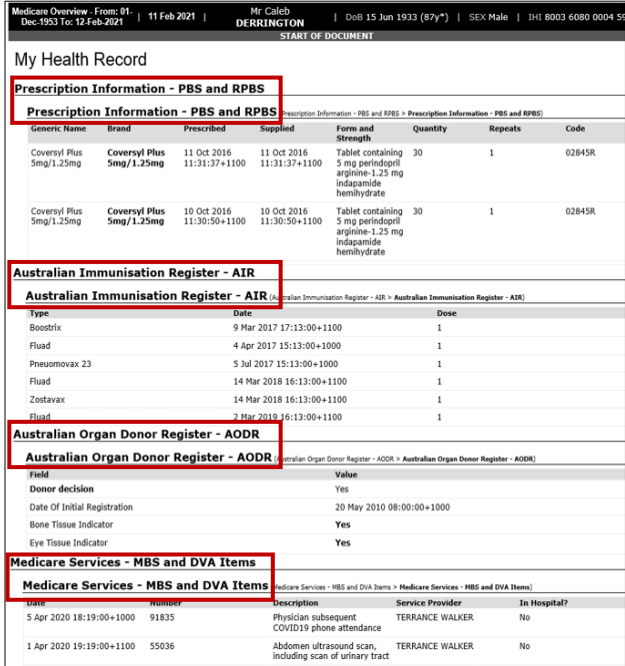


Accessing the Medicare Overview

Note: These steps assume that your software is connected to the My Health Record system, the patient has a My Health Record and their individual healthcare identifier (IHI) has been validated in your system

| | |
|--|--|
| <p>STEP 1: To access the patient's My Health Record, select the Open My Health Record drop-down menu, then select View Health Record Overview.</p> |  |
| <p>STEP 2: Scroll down and click on the Medicare Overview shortcut tile.</p> |  |
| <p>STEP 3: A separate window will open displaying the Medicare Overview document. Scroll through to find information related to:</p> <ul style="list-style-type: none"> • Prescription Information • Australian Immunisation Register • Australian Organ Donor Register • Medicare Services- MBS and DVA Items |  |
| <p>Useful links</p> <ul style="list-style-type: none"> • How and when to view a My Health Record: https://www.myhealthrecord.gov.au/for-healthcare-professionals/howtos/view-my-health-record • For upcoming training opportunities, visit Events and Webinars: https://www.digitalhealth.gov.au/newsroom/events-and-webinars | |

For assistance contact the My Health Record helpline on **1800 723 471** or email help@digitalhealth.gov.au