



My Health Record

# Statistics and Insights

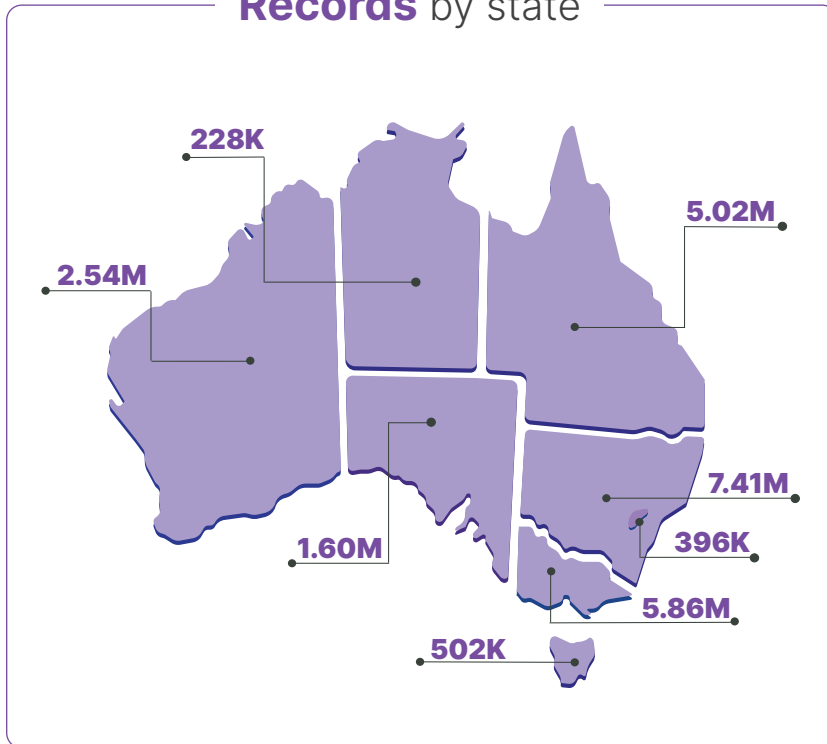
APRIL 2023

The Australian Digital Health Agency publishes a range of statistics about how My Health Record is being used by healthcare provider organisations and patients.

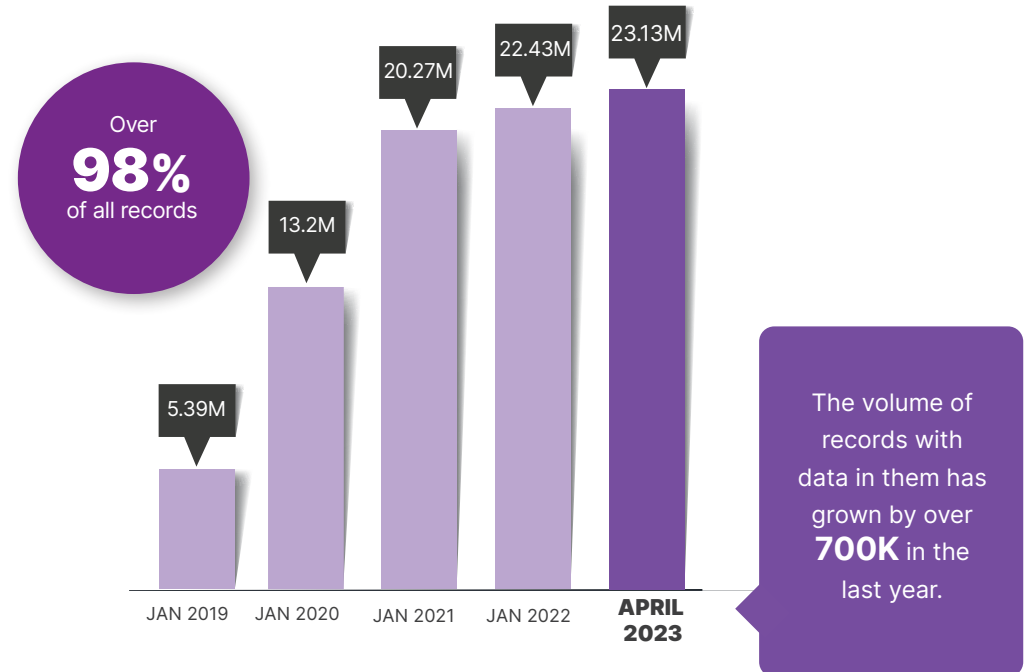
The statistics include information about registrations, document uploads and prescription/dispense documents.



## Records by state



More than  
**23M records**  
have data in them



There are over  
**945M**

documents in the system that  
have been uploaded by  
**consumers** or **healthcare**  
**providers.**

**CLINICAL DOCUMENTS**

**391M**

uploaded by a healthcare provider like hospitals,  
pathologists and increasingly specialists.

**MEDICINE DOCUMENTS**

**554M**

uploaded by healthcare providers like  
pharmacists and GPs.

**CONSUMER DOCUMENTS**

**477K**

uploaded by people.



**282K** people have registered  
for a My Health Record who had  
previously opted out or cancelled.

# HOW ARE **PEOPLE** USING IT?

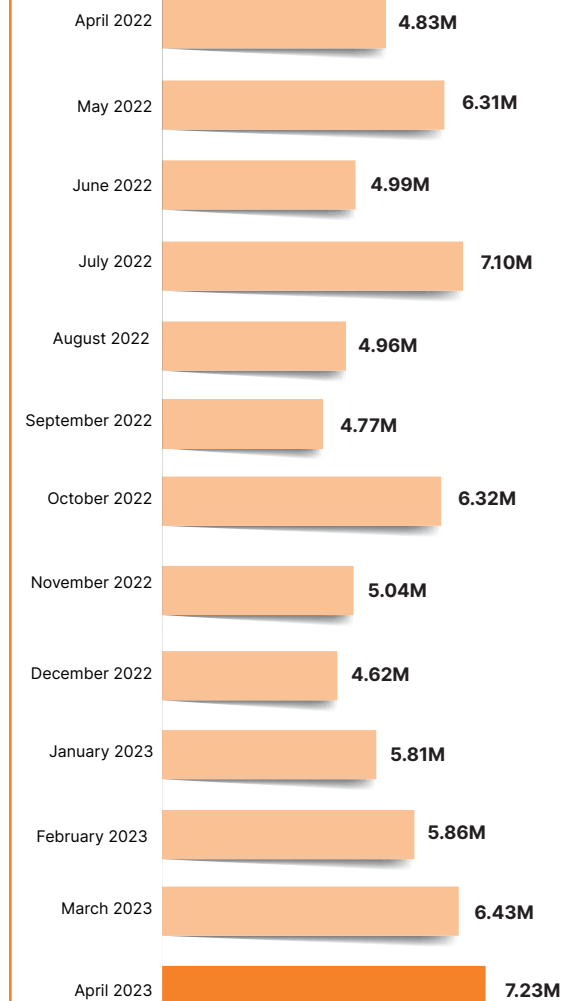
Australians trust My Health Record to keep their health information secure and can decide which healthcare providers can view their record.

This month over **17K** people checked who had accessed their record.




What about **security** and **privacy**?  
Only **51.9K** people have placed advanced access controls in their records.

## How much are people **looking** at their information?



## Increased views in the last 13 months


### Pathology Reports



### Specialist Letters




### Diagnostic Imaging Reports



Values are cumulative totals for the previous 13 months

## How **many** records have been viewed?

An increase of **600K** records in the last year alone



# HOW ARE **HEALTHCARE PROVIDERS** USING IT?

## PHARMACY



**99%** of pharmacies are now registered  
**99%** have used My Health Record

## GP



**99%** of GPs are now registered  
**99%** have used My Health Record

## PUBLIC HOSPITAL



**97%** of public hospitals are now registered  
**95%** have used My Health Record

## SPECIALIST

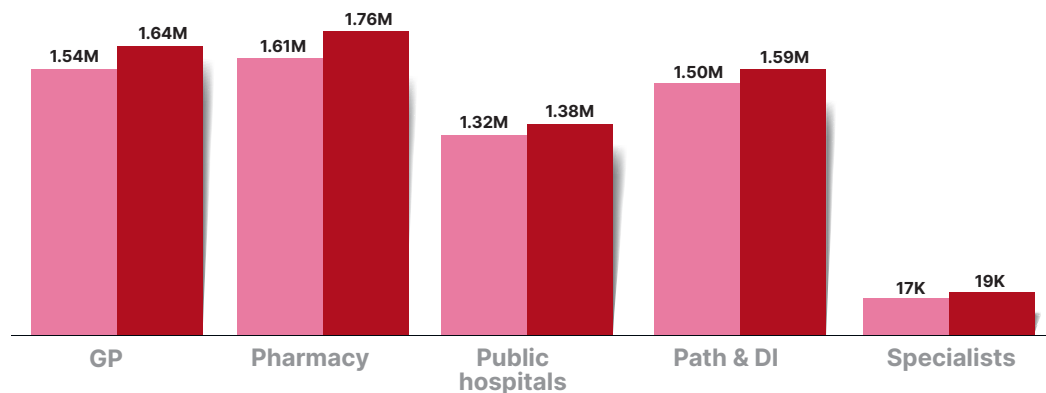


**36%** of specialists are registered  
**17%** have used My Health Record

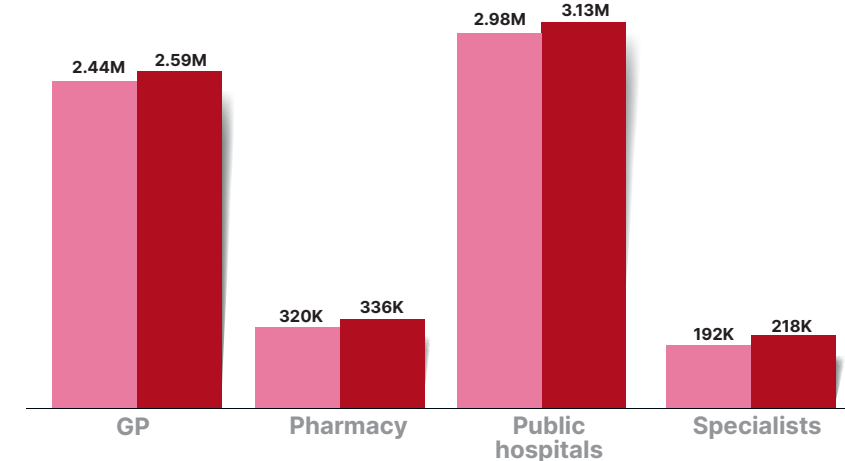
## How are healthcare professionals using these documents?

Documents **uploaded** which were **viewed by other** organisations

- March 2022 to March 2023
- April 2022 to April 2023



Documents **viewed** which were **uploaded by other** organisations

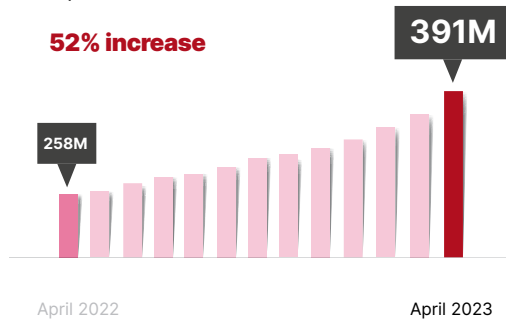




# HOW ARE **HEALTHCARE PROVIDERS** USING IT?

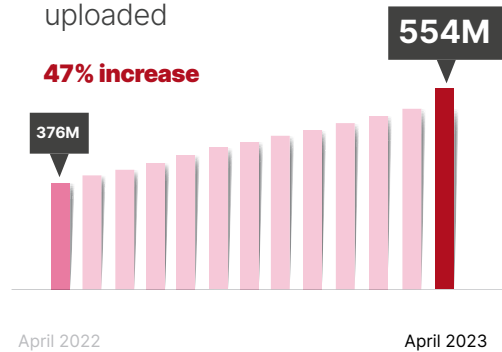
Volume of **clinical documents** uploaded

**52% increase**



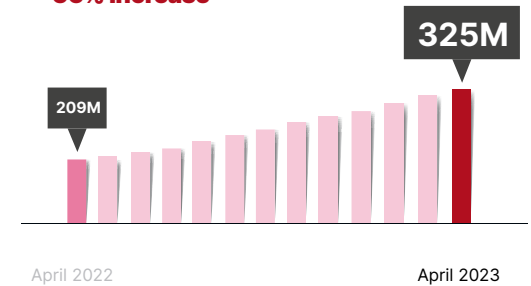
Volume of **medicine documents** uploaded

**47% increase**



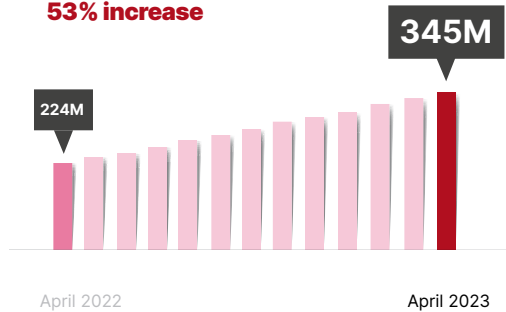
Volume of **pathology reports** uploaded

**56% increase**




Volume of **dispense records** uploaded

**53% increase**




Volume of **specialist letters** uploaded

**79% increase**



Volume of **diagnostic imaging reports** uploaded

**38% increase**



Note: All values are cumulative totals as at each month.