



My Health Record

Statistics and Insights

JANUARY 2022

The Australian Digital Health Agency publishes a range of statistics about how My Health Record is being used by healthcare provider organisations and patients.

The statistics include information about registrations, document uploads and prescription/dispense documents.

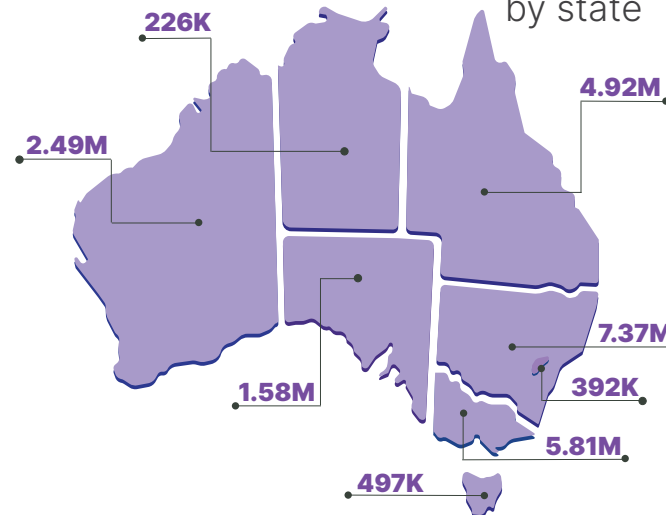
More than
23.2M
total My Health Records



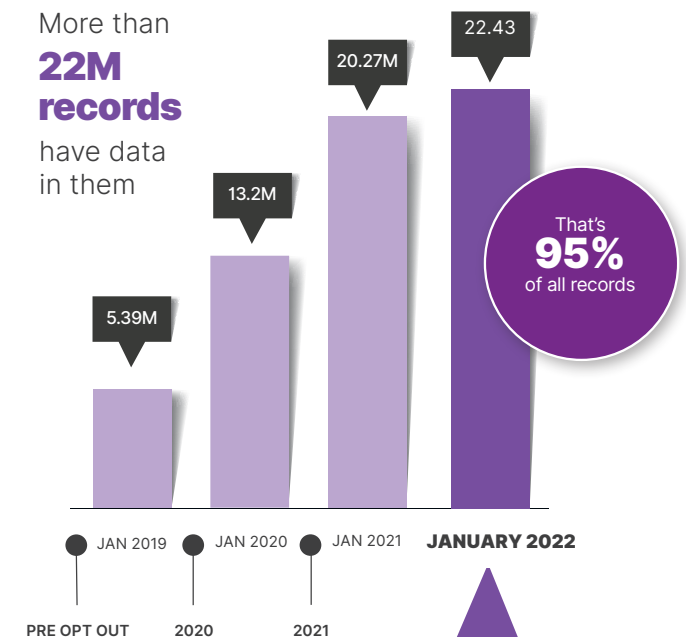
Use of My Health Record increased considerably during the pandemic.

The new COVID-19 dashboard is a convenient way to see COVID-19 related information in one place, including proof of vaccination documents and booster information. Consumers can now see COVID-19 PCR test results as soon as they are uploaded, giving faster access to key health information.

Records by state



More than
22M records
have data in them



The volume of records with data in them has grown by more than
2.16M
in the last year and
120K
in the last month

There are almost

563M

documents in the system that have been uploaded by **consumers** or **healthcare providers**.



You can also view or download your proof of vaccination documents. COVID-19 digital certificates have been viewed over **2.7 million** times in My Health Record.

CLINICAL DOCUMENTS

224M

uploaded by a healthcare provider like hospitals, pathologists and radiologists.

MEDICINE DOCUMENTS

337M

uploaded by healthcare providers like pharmacists and GPs.

CONSUMER DOCUMENTS

428K

uploaded by people.



196K people have registered for a My Health Record who had previously opted out.

That's up more than **13%** since last month.

Australians trust My Health Record to keep their health information secure and can decide which healthcare providers can view their record.

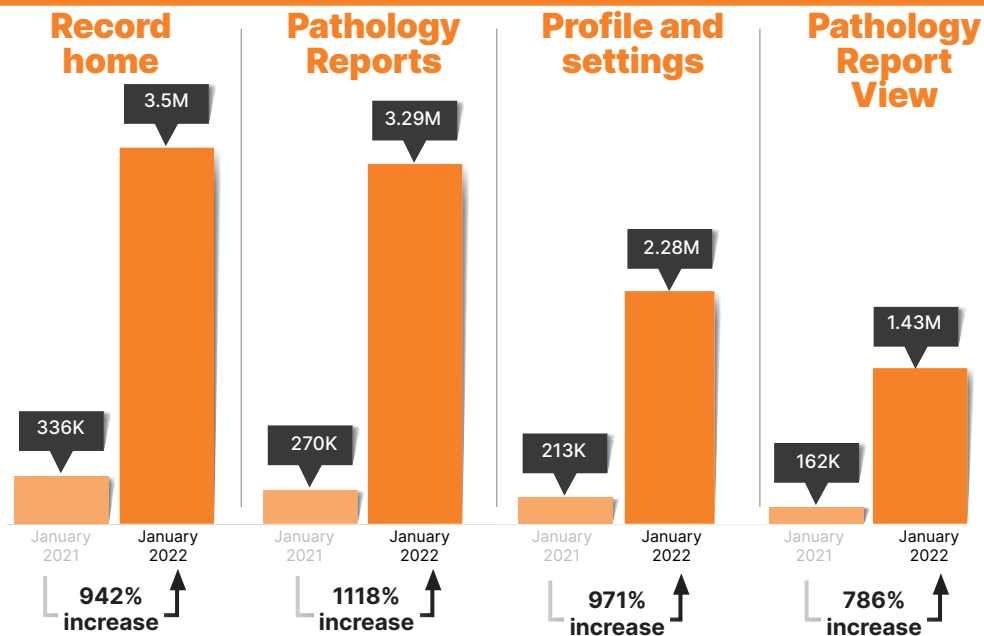
This month
over 22.4K
people checked who had
accessed their record.



What about **security** and **privacy**?


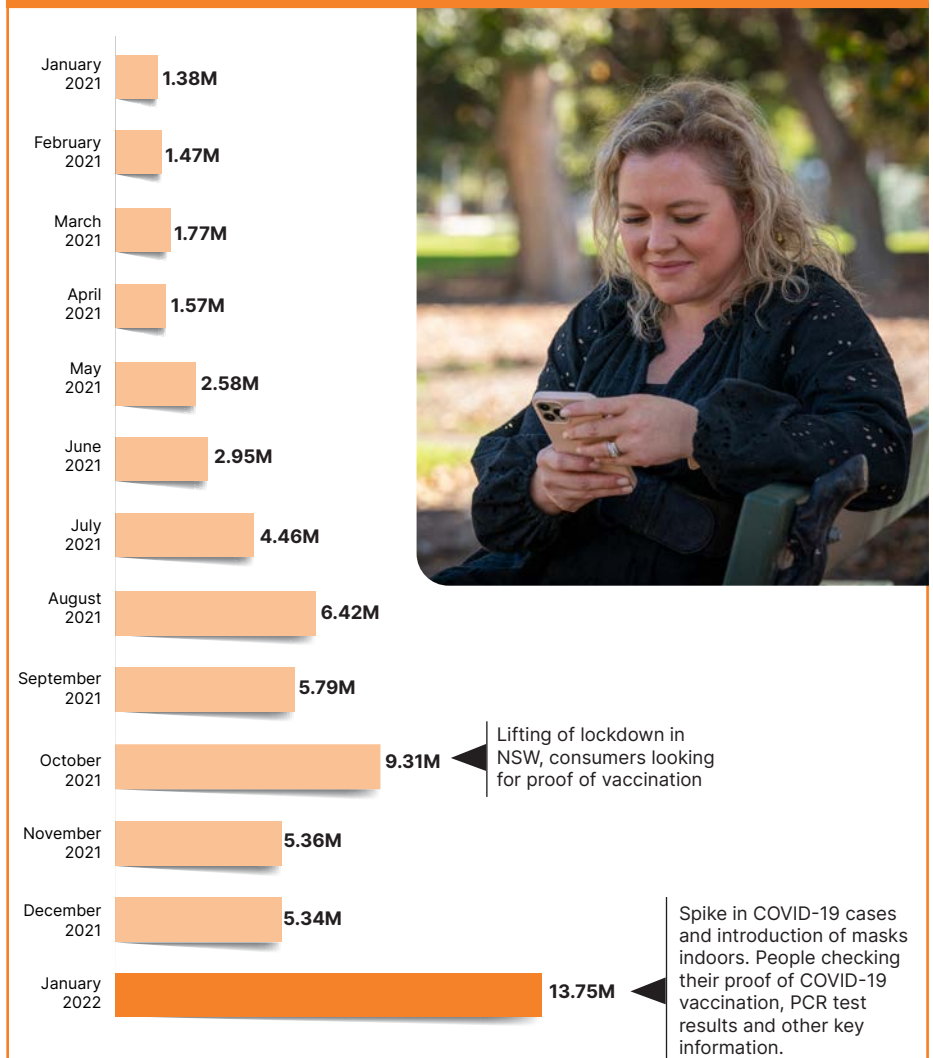
Only **46.2K**
people have placed advanced access
controls in their records.

Increased use since last year (top 4)



HOW ARE **PEOPLE** USING IT?

How much are people **looking** at their information?




HOW ARE **HEALTHCARE PROVIDERS** USING IT?

PHARMACY



99% of pharmacies are now registered
99% have used My Health Record

GP



99% of GPs are now registered
97% have used My Health Record

PUBLIC HOSPITAL




97% of public hospitals are now registered
95% have used My Health Record

SPECIALIST



19% of specialists are registered
9% have used My Health Record

Specialists started accessing My Health Record via their clinical information systems in late 2021. Documents uploaded by specialists and viewed by other healthcare providers increased by 23% in January.



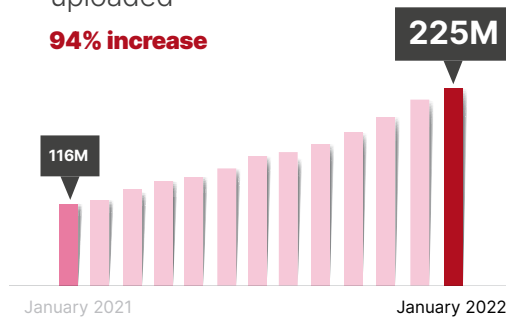
Public hospital viewing in the past 12 months is more than double the previous 12 months.

Viewing of documents uploaded by other healthcare providers is now almost **1.2M**, up 9% since last month.

HOW ARE **HEALTHCARE PROVIDERS** USING IT?

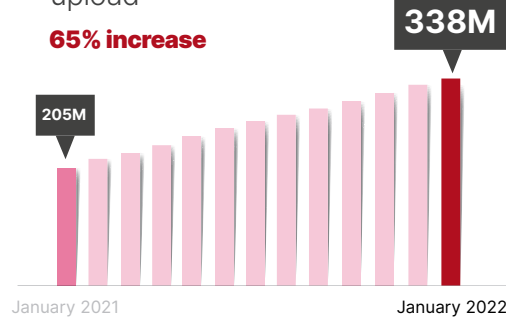
Volume of **clinical documents** uploaded

94% increase



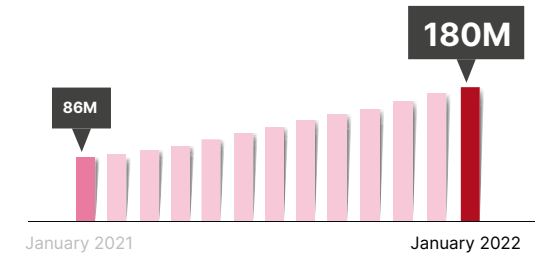
Volume of **medicine documents** upload

65% increase



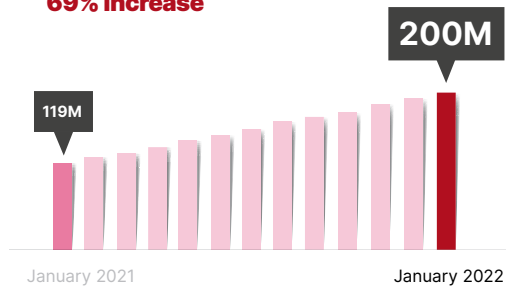
Volume of **pathology reports** uploaded

109% increase




Volume of **dispense records** uploaded

69% increase



Volume of **discharge summary reports** uploaded

42% increase



Volume of **diagnostic imaging reports** uploaded

56% increase

