



My Health Record

Statistics and Insights

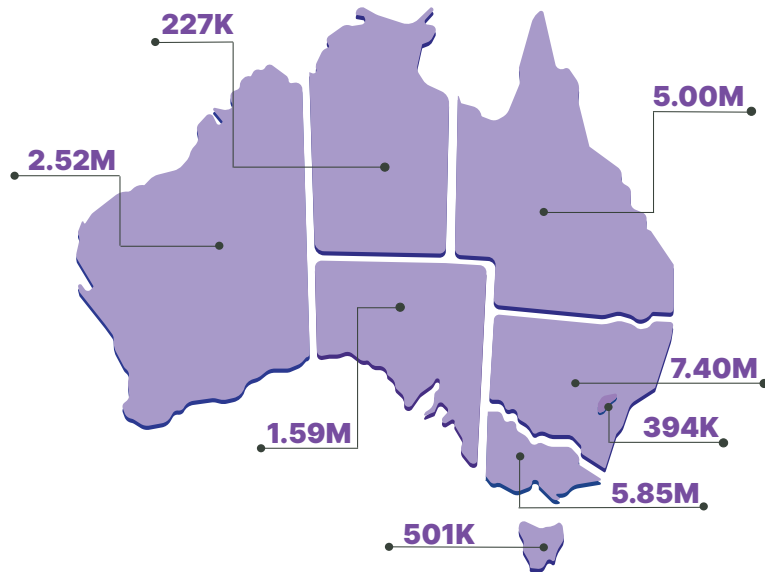
JANUARY 2023

The Australian Digital Health Agency publishes a range of statistics about how My Health Record is being used by healthcare provider organisations and patients.

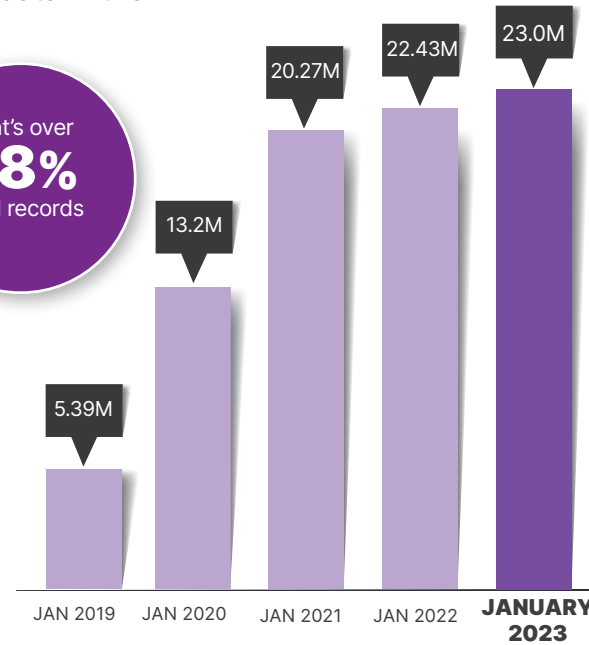
The statistics include information about registrations, document uploads and prescription/dispense documents.



Records by state



23M records have data in them



The volume of records with data in them has grown by almost **600K** in the last year.

There are over
849M

documents in the system that
have been uploaded by
consumers or **healthcare**
providers.

CLINICAL DOCUMENTS

355M

uploaded by a healthcare provider like hospitals,
pathologists and increasingly specialists.

MEDICINE DOCUMENTS


494M

uploaded by healthcare providers like
pharmacists and GPs.

CONSUMER DOCUMENTS

467K

uploaded by people.




268K people have registered
for a My Health Record who had
previously opted out or cancelled.

HOW ARE PEOPLE USING IT?

Australians trust My Health Record to keep their health information secure and can decide which healthcare providers can view their record.

This month over **17K** people checked who had accessed their record.

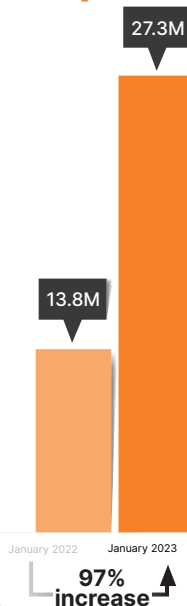


What about **security** and **privacy**?

Only **50.8K** people have placed advanced access controls in their records.

Increased views in the last 13 months


Pathology Reports



Specialist Letters



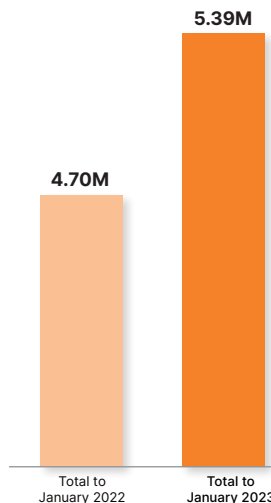
Diagnostic Imaging Reports



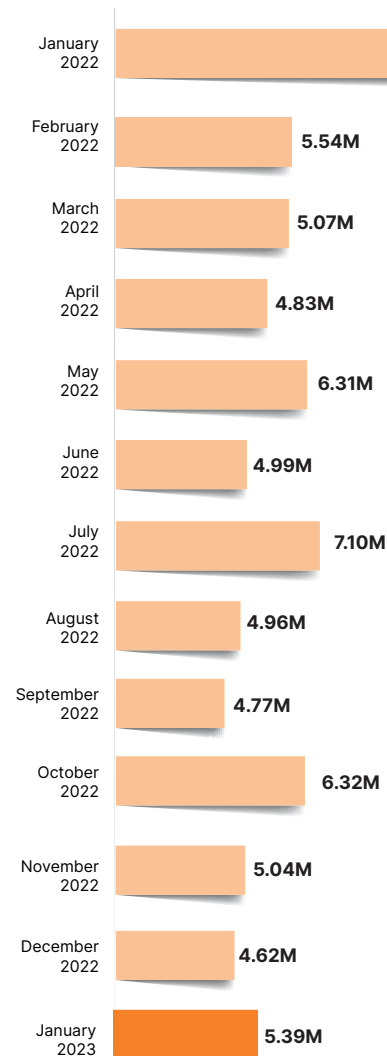
Values are cumulative totals for the previous 13 months

How many records have been viewed?

An increase of more than **700K** in the last year alone



How much are people **looking** at their information?



Spike in COVID-19 cases and introduction of masks indoors. People checking their proof of COVID-19 vaccination, PCR test results and other key information.



HOW ARE **HEALTHCARE PROVIDERS** USING IT?

PHARMACY



99% of pharmacies are now registered
99% have used My Health Record

GP



99% of GPs are now registered
99% have used My Health Record

PUBLIC HOSPITAL



97% of public hospitals are now registered
95% have used My Health Record

SPECIALIST

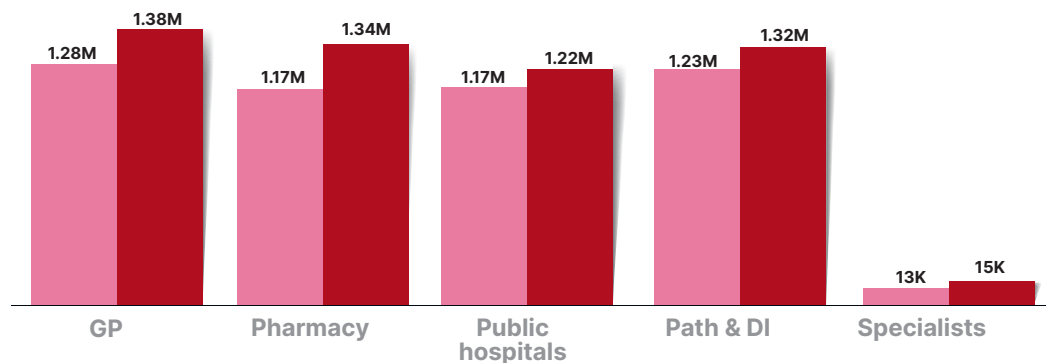


32% of specialists are registered
14% have used My Health Record

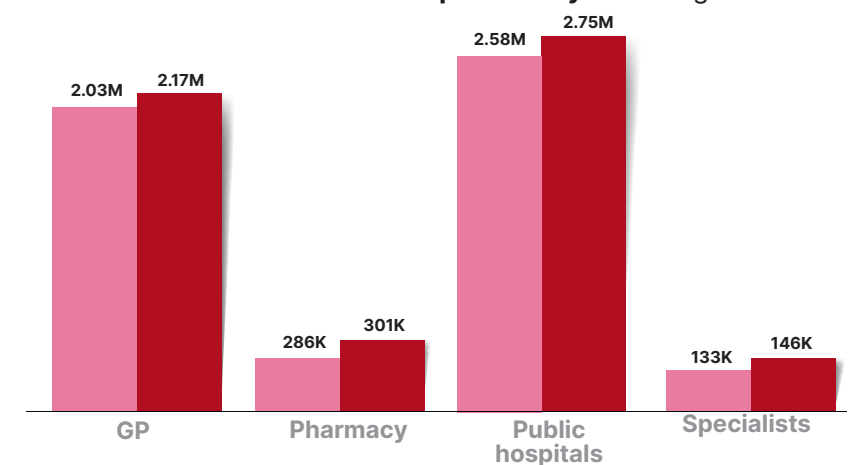
How are healthcare professionals using these documents?

Documents **uploaded** which were **viewed by other** organisations

- Dec 2021 to Dec 2022
- Jan 2022 to Jan 2023



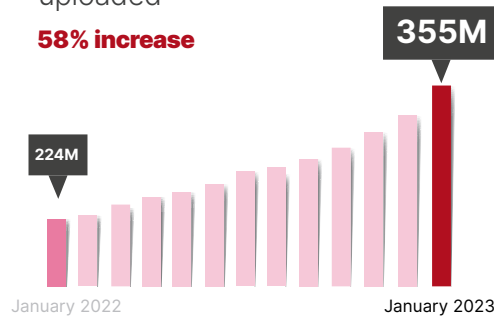
Documents **viewed** which were **uploaded by other** organisations



HOW ARE **HEALTHCARE PROVIDERS** USING IT?

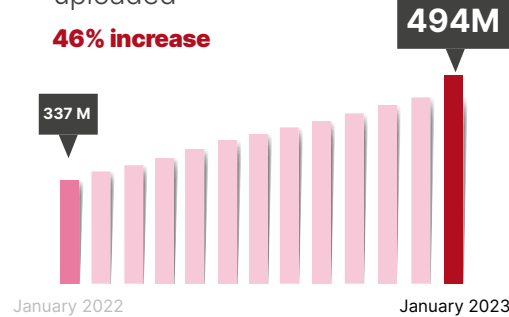
Volume of **clinical documents** uploaded

58% increase



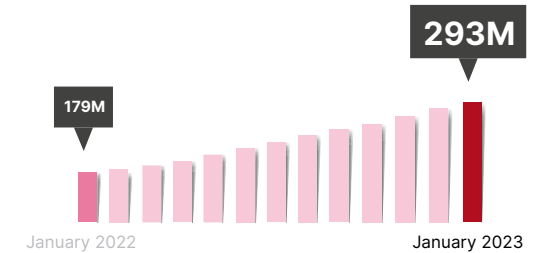
Volume of **medicine documents** uploaded

46% increase



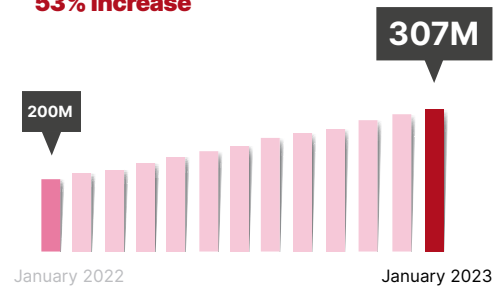
Volume of **pathology reports** uploaded

63% increase



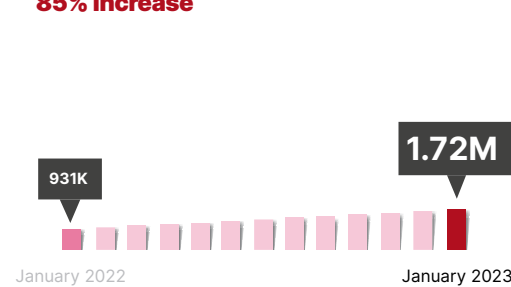
Volume of **dispense records** uploaded

53% increase



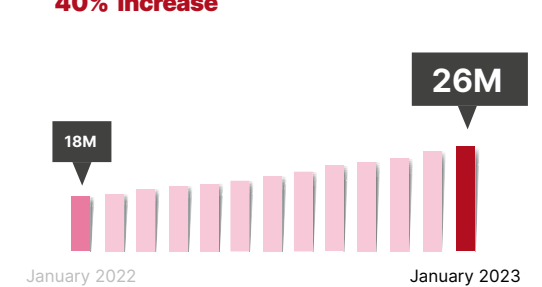
Volume of **specialist letters** uploaded

85% increase



Volume of **diagnostic imaging reports** uploaded

40% increase



Note: All values are cumulative totals as at each month.