



My Health Record

Statistics and Insights

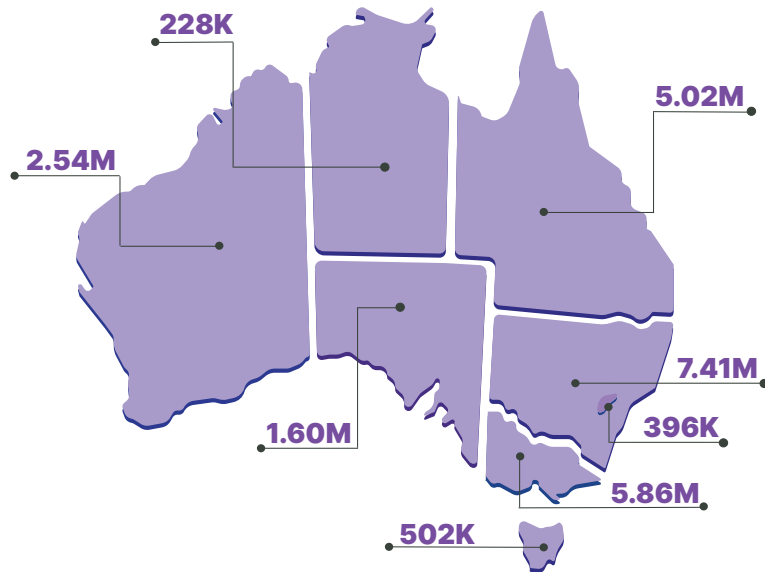
MAY 2023

The Australian Digital Health Agency publishes a range of statistics about how My Health Record is being used by healthcare provider organisations and patients.

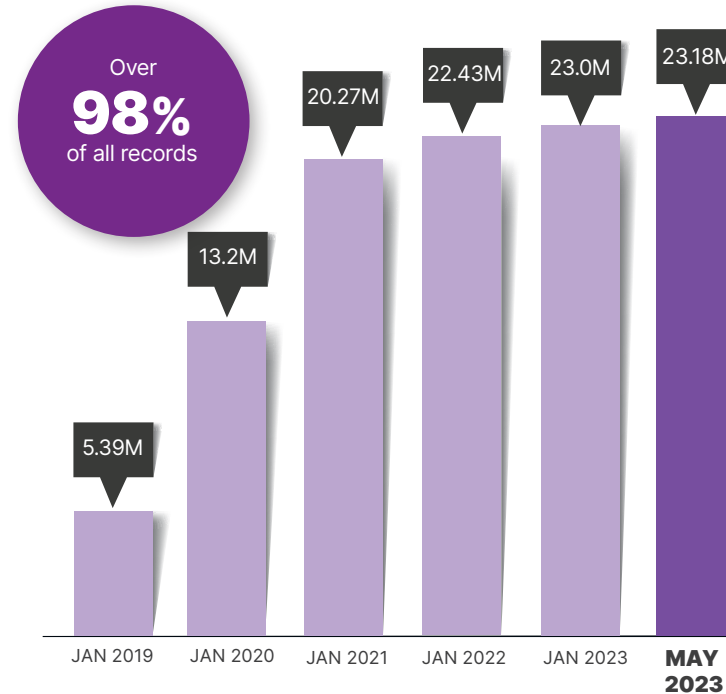
The statistics include information about registrations, document uploads and prescription/dispense documents.



Records by state



More than
23M records
have data in them



The volume of records with data in them has grown by over **500K** in the last year.

There are over
977M

documents in the system that
have been uploaded by
consumers or **healthcare**
providers.

CLINICAL DOCUMENTS

402.3M

uploaded by a healthcare provider like hospitals,
pathologists and increasingly specialists.

MEDICINE DOCUMENTS

575M

uploaded by healthcare providers like
pharmacists and GPs.

CONSUMER DOCUMENTS

481K

uploaded by people.



287K people have registered
for a My Health Record who had
previously opted out or cancelled.

HOW ARE **PEOPLE** USING IT?

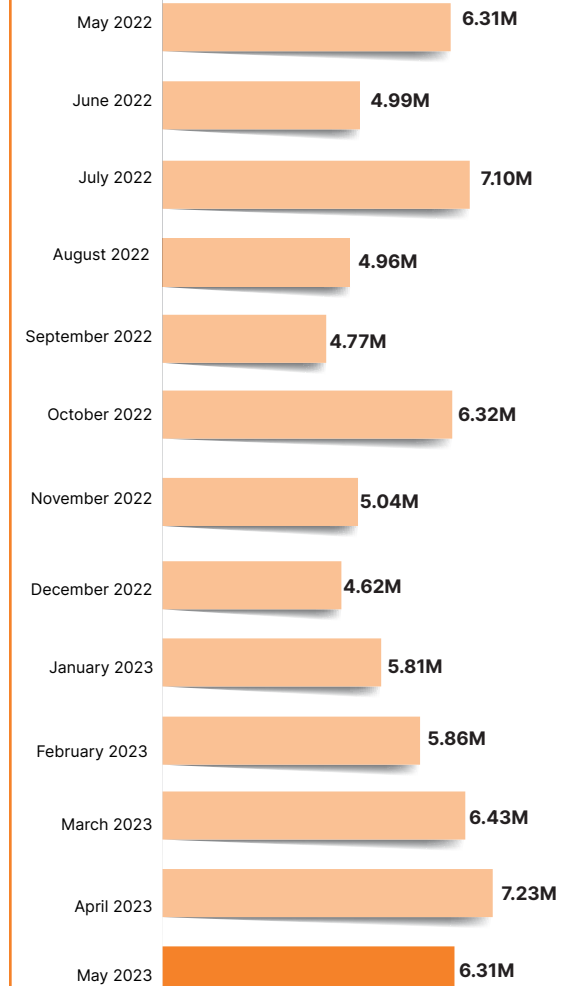
Australians trust My Health Record to keep their health information secure and can decide which healthcare providers can view their record.

This month nearly **17K** people checked who had accessed their record.




What about **security** and **privacy**?
Only **52.2K** people have placed advanced access controls in their records.

How much are people **looking** at their information?



Increased views in the last 13 months


Pathology Reports



Specialist Letters



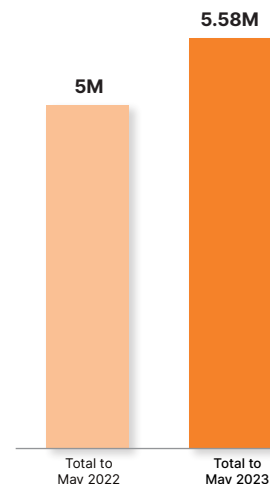
Diagnostic Imaging Reports



Values are cumulative totals for the previous 13 months

How **many** records have been viewed?

An increase of **580K** records in the last year alone



HOW ARE **HEALTHCARE PROVIDERS** USING IT?

PHARMACY



99% of pharmacies are now registered
99% have used My Health Record

GP



99% of GPs are now registered
99% have used My Health Record

PUBLIC HOSPITAL



97% of public hospitals are now registered
95% have used My Health Record

SPECIALIST

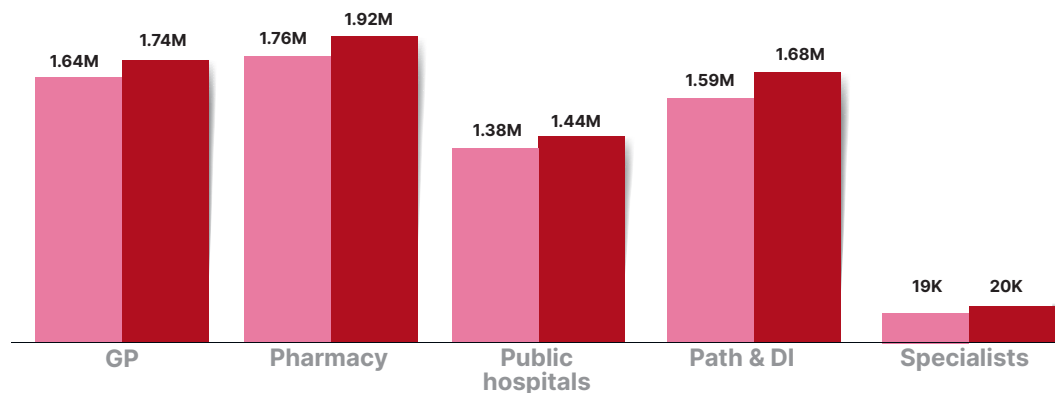


37% of specialists are registered
18% have used My Health Record

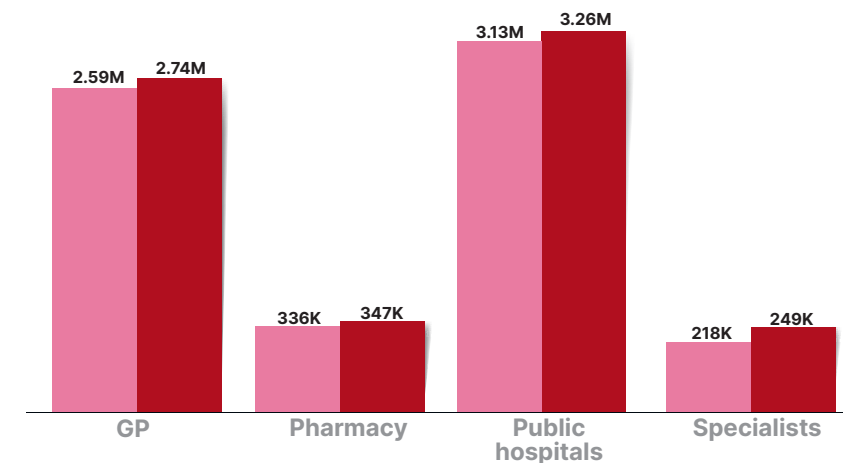
How are healthcare professionals using these documents?

Documents **uploaded** which were **viewed by other** organisations

- April 2022 to April 2023
- May 2022 to May 2023



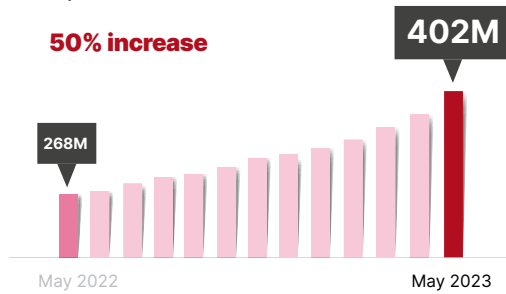
Documents **viewed** which were **uploaded by other** organisations



HOW ARE **HEALTHCARE PROVIDERS** USING IT?

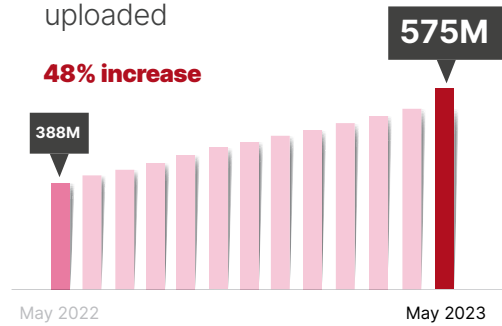
Volume of **clinical documents** uploaded

50% increase



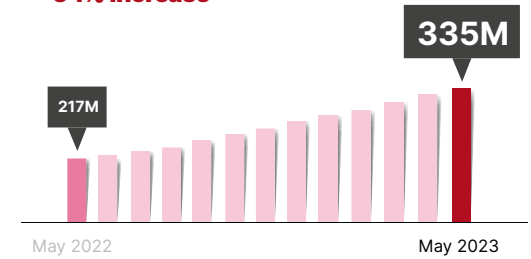
Volume of **medicine documents** uploaded

48% increase



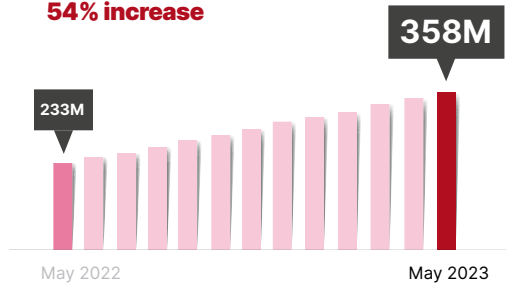
Volume of **pathology reports** uploaded

54% increase




Volume of **dispense records** uploaded

54% increase




Volume of **specialist letters** uploaded

76% increase



Volume of **diagnostic imaging reports** uploaded

37% increase



Note: All values are cumulative totals as at each month.