



My Health Record

# Statistics and Insights

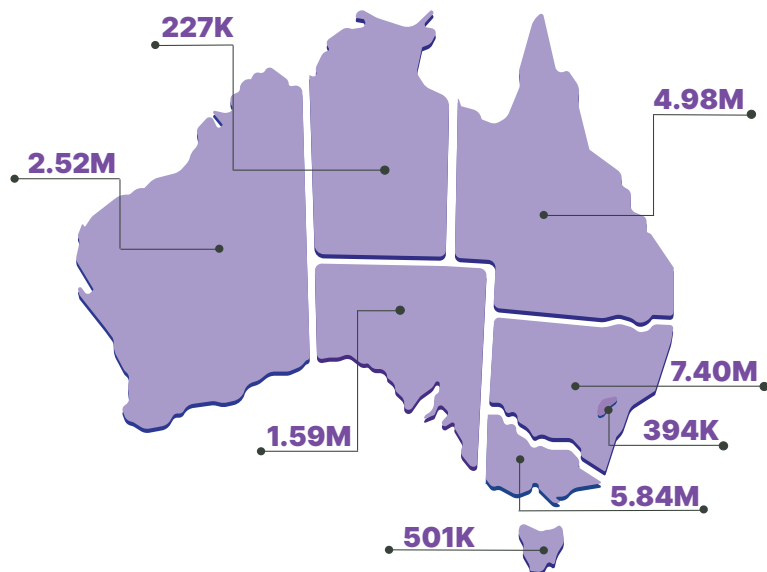
OCTOBER 2022

The Australian Digital Health Agency publishes a range of statistics about how My Health Record is being used by healthcare provider organisations and patients.

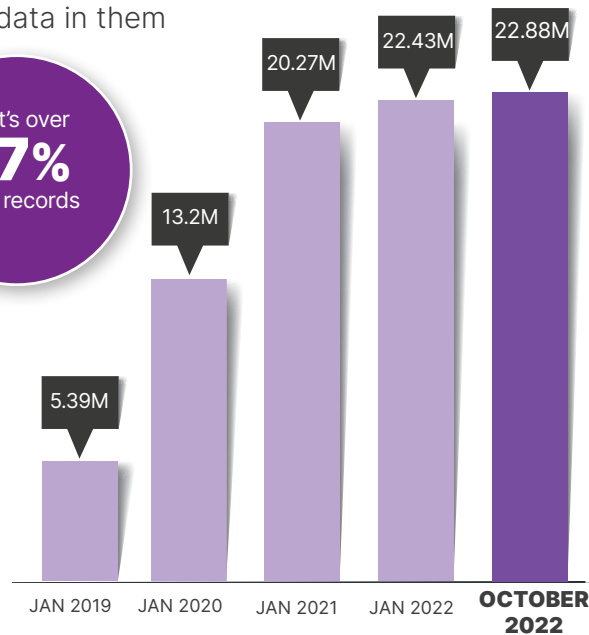
The statistics include information about registrations, document uploads and prescription/dispense documents.



### Records by state



Nearly  
**23M records**  
have data in them



The volume of records with data in them has grown by **800K** in the last year.

There are over  
**784M**

documents in the system that  
have been uploaded by  
**consumers** or **healthcare  
providers**.

**CLINICAL DOCUMENTS**

**323M**

uploaded by a healthcare provider like  
hospitals, pathologists and radiologists.

**MEDICINE DOCUMENTS**

**461M**

uploaded by healthcare providers like  
pharmacists and GPs.

**CONSUMER DOCUMENTS**

**459K**

uploaded by people.



**258K** people have registered  
for a My Health Record who had  
previously opted out or cancelled.

# HOW ARE PEOPLE USING IT?

Australians trust My Health Record to keep their health information secure and can decide which healthcare providers can view their record.

This month over **18K** people checked who had accessed their record.




What about **security** and **privacy**?  
Only **50K** people have placed advanced access controls in their records.

## Increased use in the last 13 months (top 3)

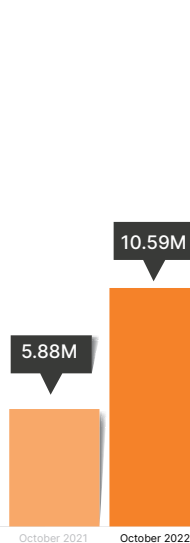
### Pathology Reports



### Record home



### Profile and settings

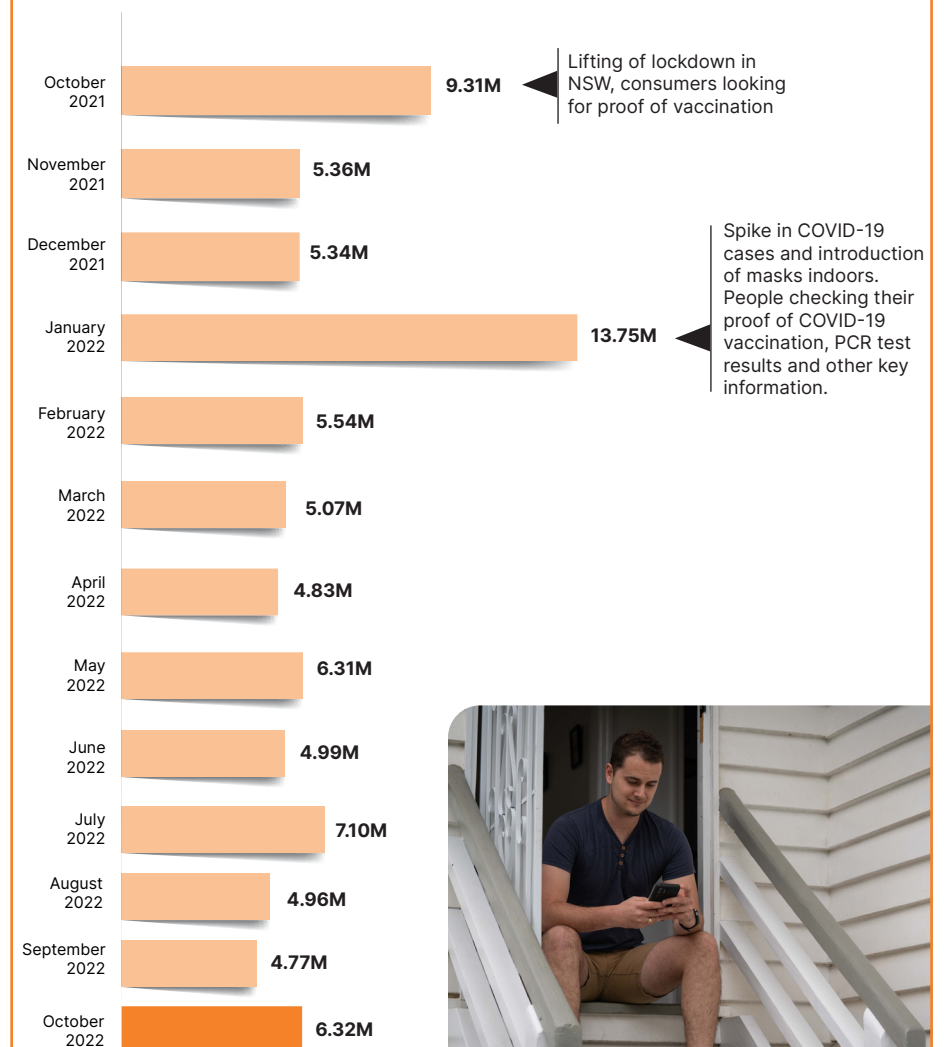


## How many records have been viewed?

An increase of over **1.2 million** in the last year alone



## How much are people **looking** at their information?





# HOW ARE **HEALTHCARE PROVIDERS** USING IT?

## PHARMACY



**99%** of pharmacies are now registered  
**99%** have used My Health Record

## GP



**99%** of GPs are now registered  
**99%** have used My Health Record

## PUBLIC HOSPITAL



**97%** of public hospitals are now registered  
**95%** have used My Health Record

## SPECIALIST

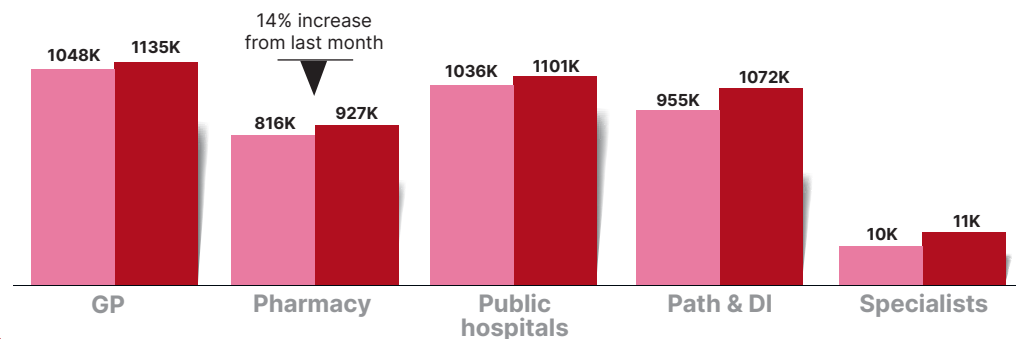


**28%** of specialists are registered  
**12%** have used My Health Record

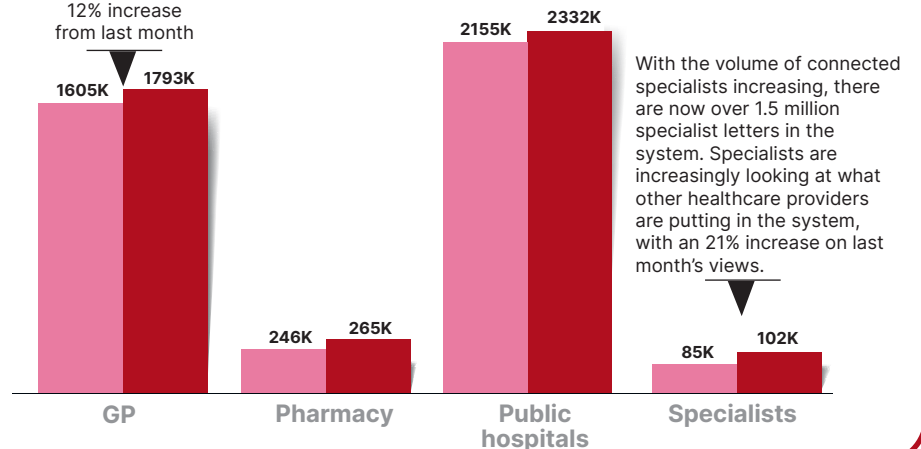
## How are healthcare professionals using these documents?

Documents **uploaded** which were **viewed by other** organisations

● Sept 2021 to Sept 2022  
● Oct 2021 to Oct 2022



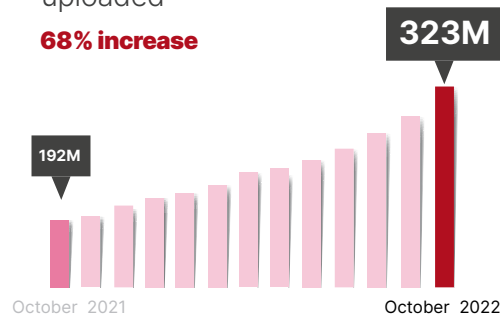
Documents **viewed** which were **uploaded by other** organisations



# HOW ARE **HEALTHCARE PROVIDERS** USING IT?

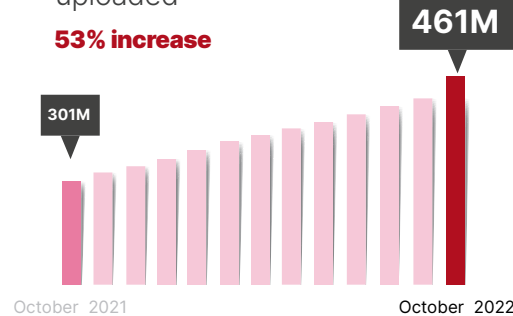
Volume of **clinical documents** uploaded

**68% increase**



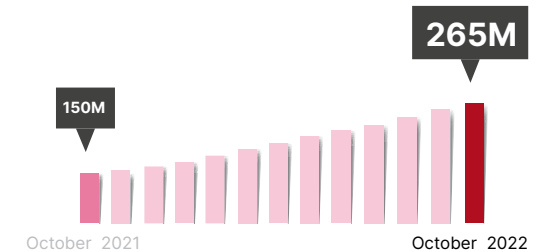
Volume of **medicine documents** uploaded

**53% increase**



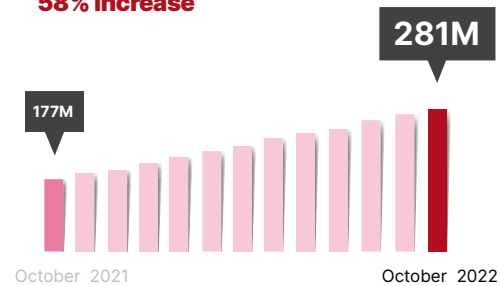
Volume of **pathology reports** uploaded

**76% increase**



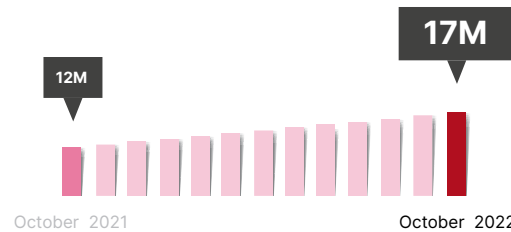
Volume of **dispense records** uploaded

**58% increase**



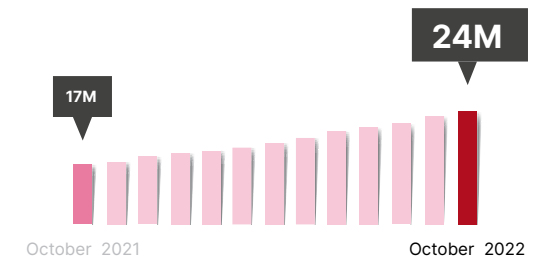
Volume of **discharge summary reports** uploaded

**35% increase**



Volume of **diagnostic imaging reports** uploaded

**42% increase**



Note: All values are cumulative totals as at each month.