

The **Big** picture

April 2025

Over

24.3M

total **My Health Records**

More than

24M records

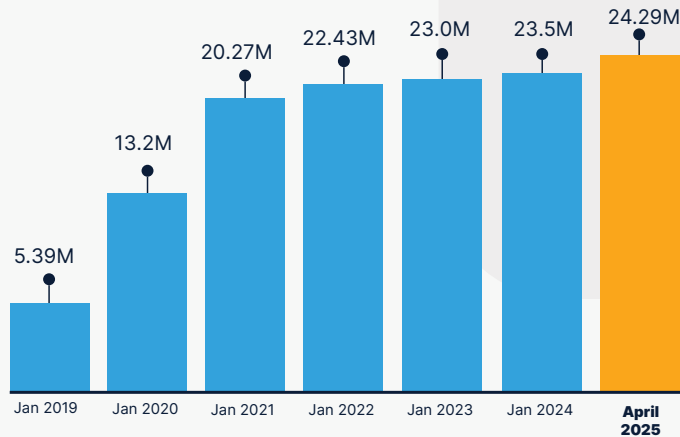
have data in them

Over **99%**
of all records

The volume of records
with data in them has
grown by over

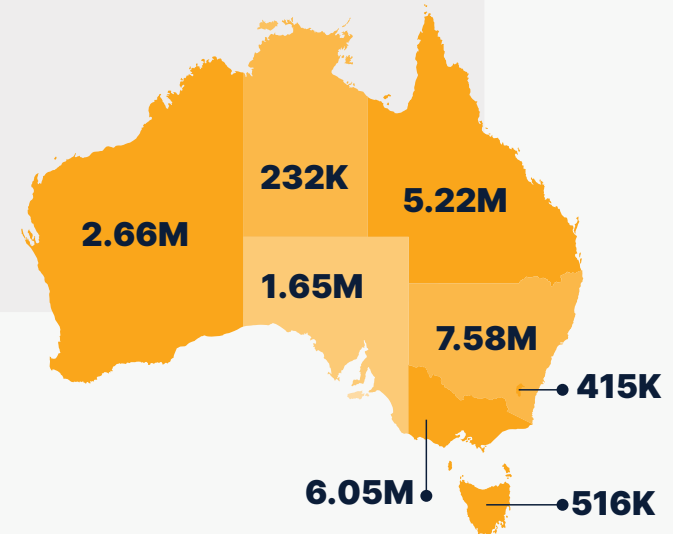
630K

in the last year.



Records

by state



What is **inside**?

There are over

1.7 Billion

documents in the system that have been uploaded by **consumers** or **healthcare providers**.

Clinical Documents

711M

uploaded by a healthcare provider like hospitals, pathologists and increasingly specialists.

Medicine Documents

1.03B

uploaded by healthcare providers like pharmacists and GPs.

Consumer Documents

564K

uploaded by people.

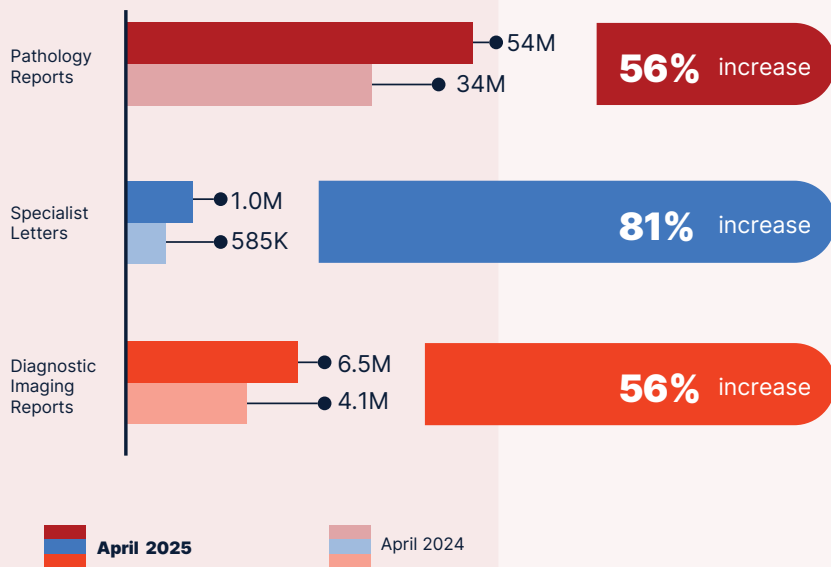
405K

people have registered for a My Health Record who had previously opted out or cancelled.

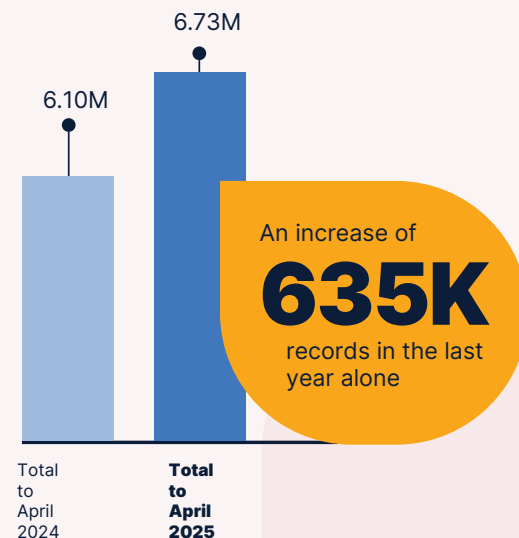


How are **people** using it?

Increased views since last year



How **many records** have been viewed?



This month more than

22K

people checked who had accessed their record.

Australians trust My Health Record to keep their health information secure and can decide which healthcare providers can view their record.

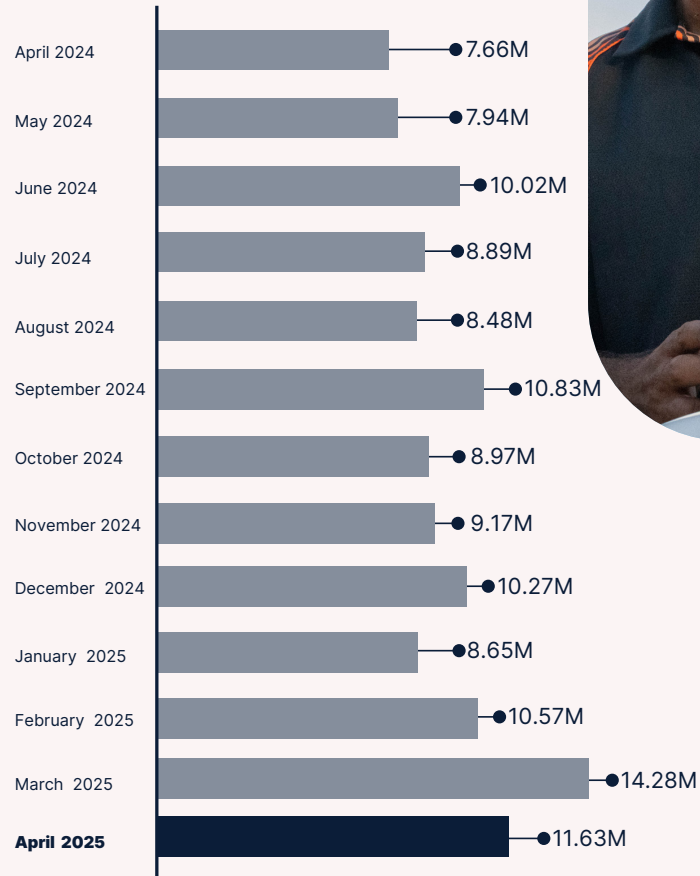
What about
security and **privacy**?

Over **61K**

people have placed advanced
access controls in their records.



How much are people
looking at their information?



How are **Healthcare providers** using it?

GP



99% of GPs are now registered

99% have used My Health Record


Pharmacy



99% of pharmacies are now registered

99% have used My Health Record

Public Hospital



97% of public hospitals are now registered

95% have used My Health Record

Specialist



63% of specialists are now registered

36% have used My Health Record

Aged Care

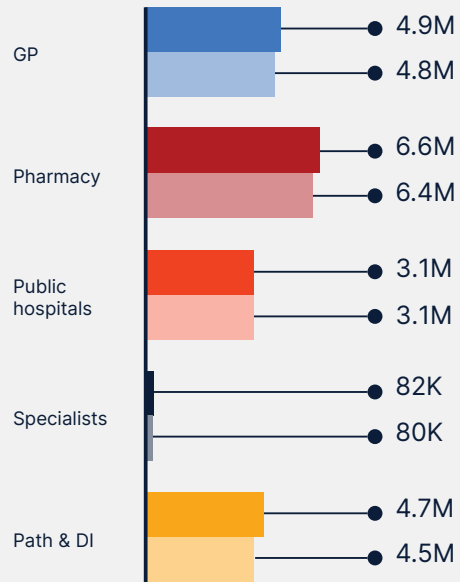


43% of aged care are now registered


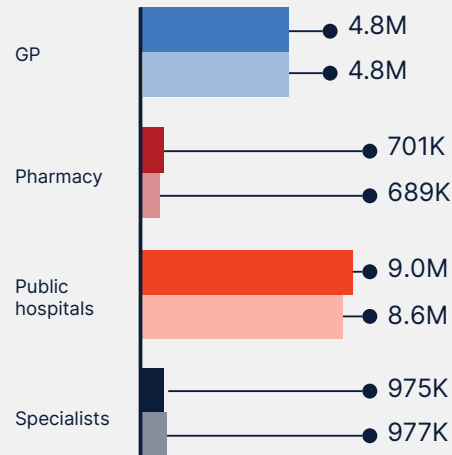
11% have used My Health Record

How are **Healthcare providers** using these documents?

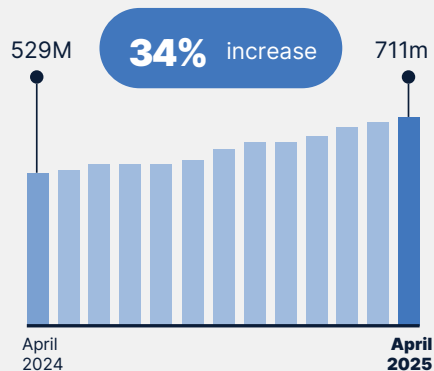
Healthcare providers **uploaded** documents that were **looked at by other** healthcare provider organisations



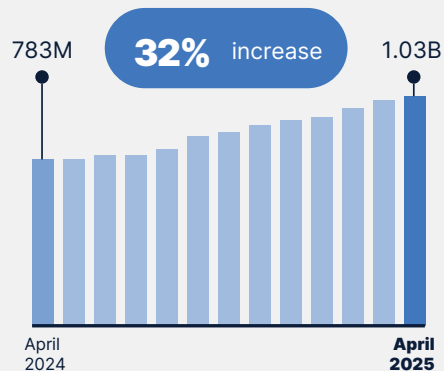
Healthcare providers **looked at** documents that were **uploaded by other** healthcare provider organisations



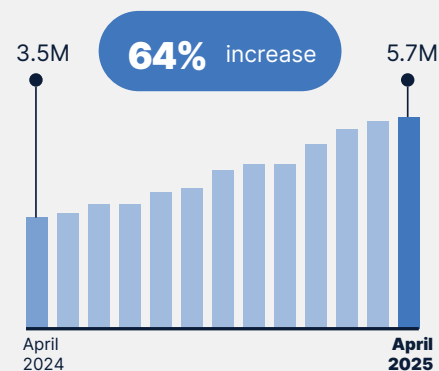
Volume of **clinical documents** uploaded



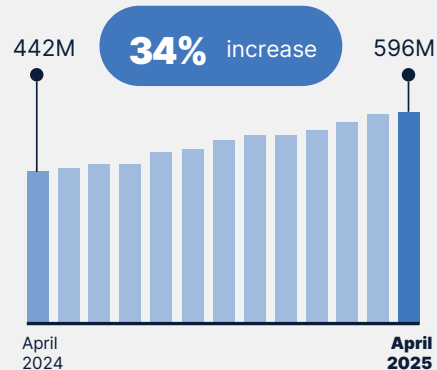
Volume of **medicine documents** uploaded



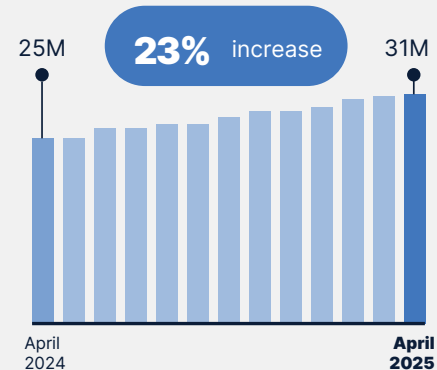
Volume of **specialist letters** uploaded



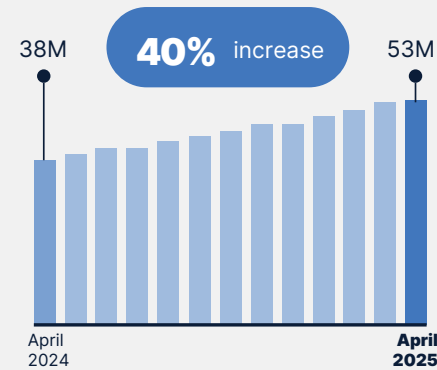
Volume of **pathology reports** uploaded



Volume of **discharge summaries** uploaded



Volume of **diagnostic imaging report** uploaded



Note: All values are cumulative totals as at each month.