

# The **Big** picture

February 2025

Over

# 24.2M

total **My Health Records**

More than

# 24M records

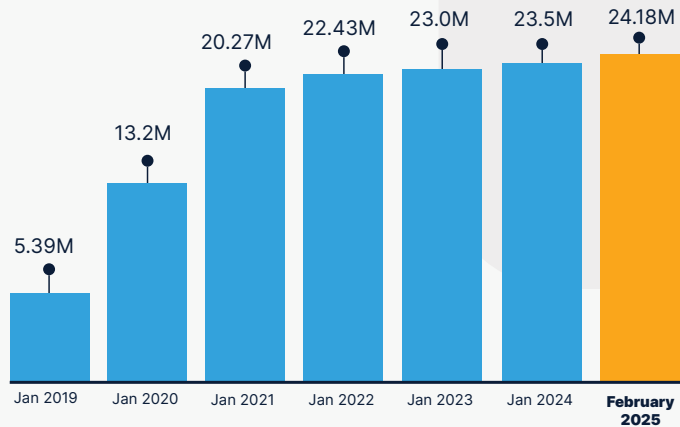
have data in them

Over **99%**  
of all records

The volume of records with data in them has grown by over

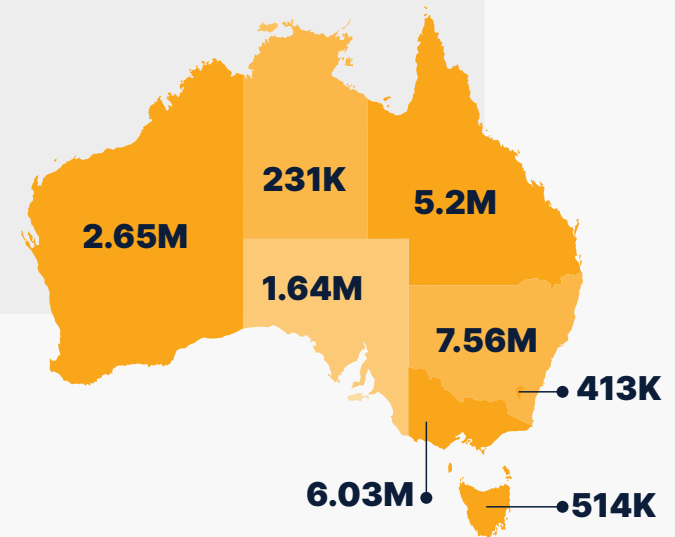
# 680K

in the last year.



## Records

by state



# What is **inside**?

There are over

# 1.6 Billion

documents in the system that have been uploaded by **consumers** or **healthcare providers**.

**Clinical Documents**

## 675M

uploaded by a healthcare provider like hospitals, pathologists and increasingly specialists.

**Medicine Documents**

## 993M

uploaded by healthcare providers like pharmacists and GPs.

**Consumer Documents**

## 554K

uploaded by people.

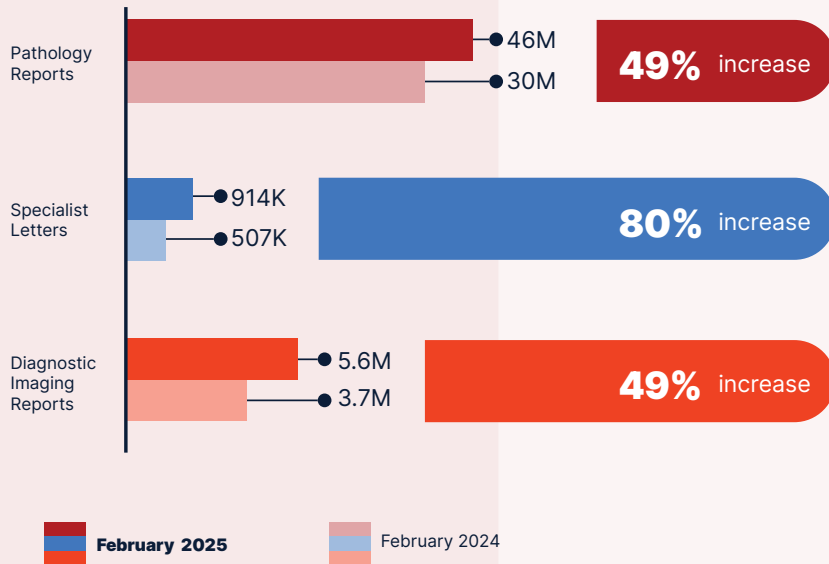
## 393K

people have registered for a My Health Record who had previously opted out or cancelled.

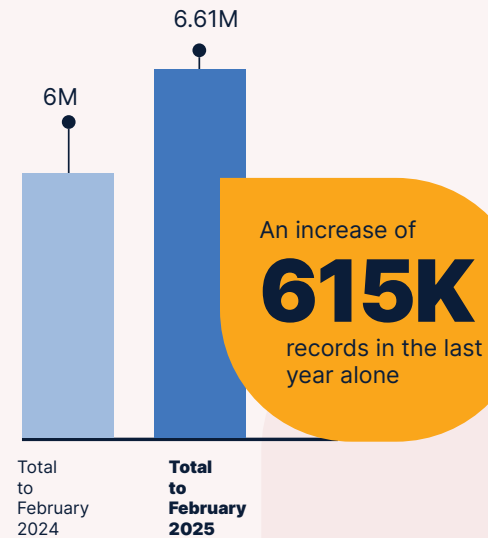


# How are **people** using it?

## Increased views since last year



## How **many records** have been viewed?



This month more than

# 19K

people checked who had accessed their record.


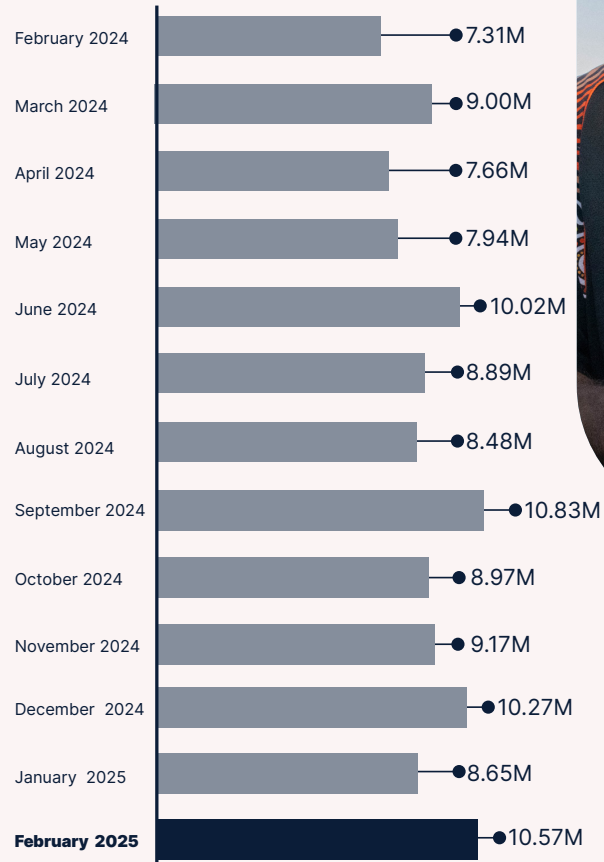
Australians trust My Health Record to keep their health information secure and can decide which healthcare providers can view their record.

What about  
**security** and **privacy**?

Over **60K**

people have placed advanced  
access controls in their records.

How much are people  
**looking** at their information?



# How are **Healthcare providers** using it?

## GP



**99%** of GPs are now registered

**99%** have used My Health Record


## Pharmacy



**99%** of pharmacies are now registered

**99%** have used My Health Record

## Public Hospital



**97%** of public hospitals are now registered

**95%** have used My Health Record

## Specialist



**61%** of specialists are now registered

**35%** have used My Health Record

## Aged Care

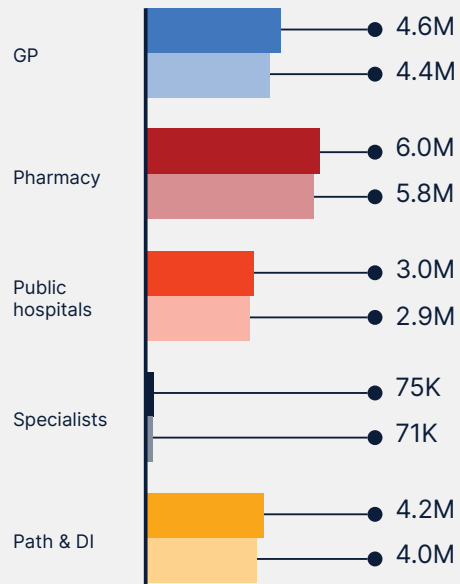


**42%** of aged care are now registered

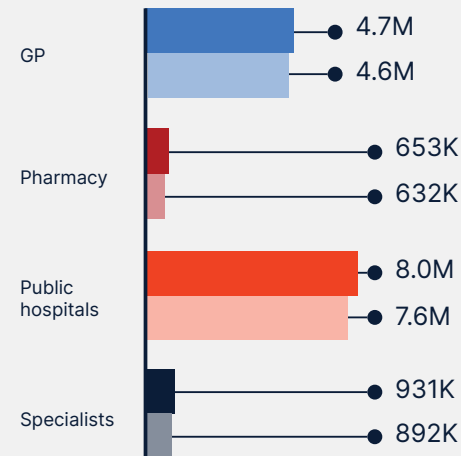
**10%** have used My Health Record

# How are **Healthcare providers** using these documents?

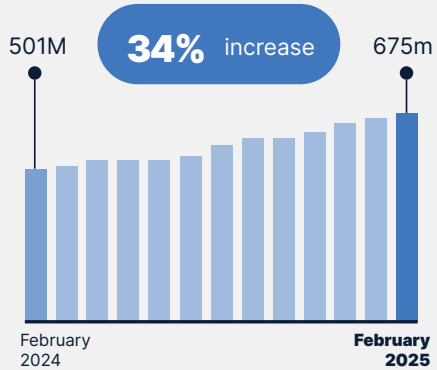
Healthcare providers **uploaded** documents that were **looked at by other** healthcare provider organisations



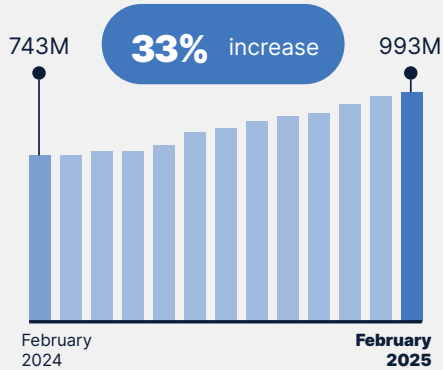
Healthcare providers **looked at** documents that were **uploaded by other** healthcare provider organisations



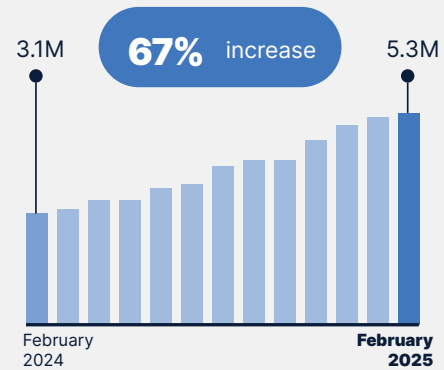
Volume of **clinical documents** uploaded



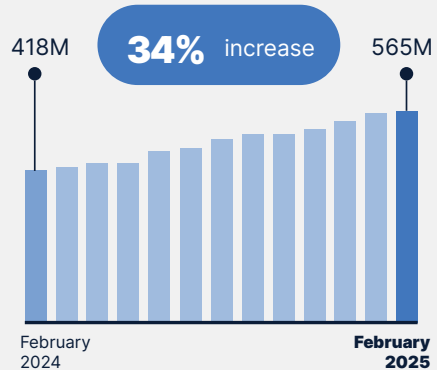
Volume of **medicine documents** uploaded



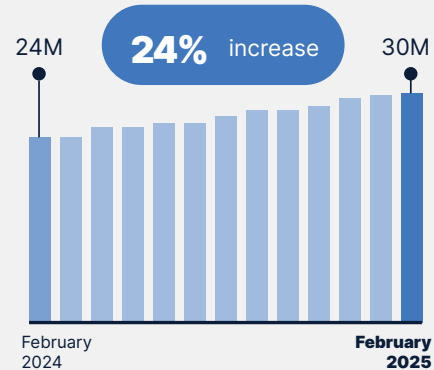
Volume of **specialist letters** uploaded



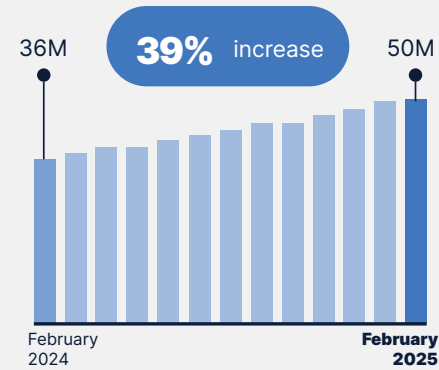
Volume of **pathology reports** uploaded



Volume of **discharge summaries** uploaded



Volume of **diagnostic imaging report** uploaded



Note: All values are cumulative totals as at each month.