

# My Health Record

## Statistics and Insights

March 2025

The Australian Digital Health Agency publishes a range of statistics about how My Health Record is being used by healthcare provider organisations and patients.

The statistics include information about registrations, document uploads and prescription/dispense documents.

# The **Big** picture

March 2025

Over

# 24.3M

total **My Health Records**

More than

# 24M records

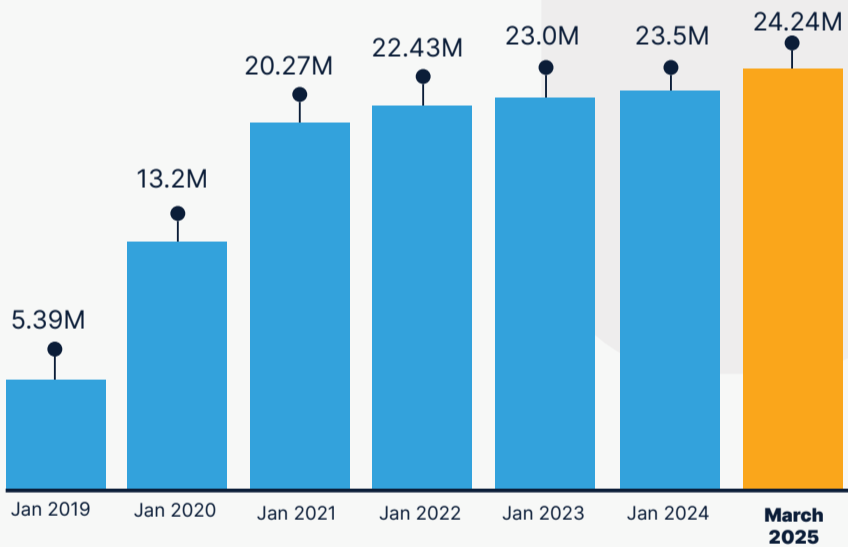
have data in them

Over **99%**  
of all records

The volume of records with data in them has grown by over

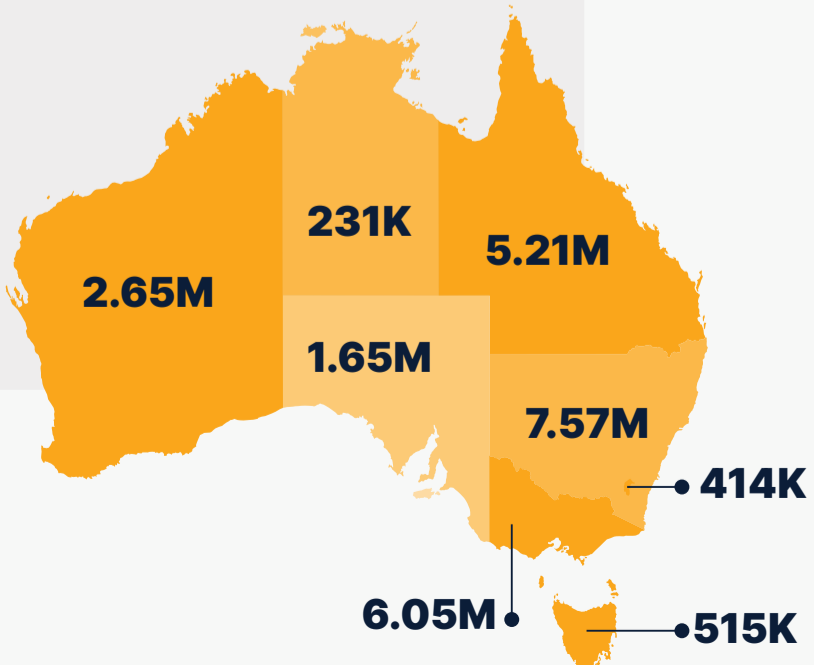
# 650K

in the last year.



## Records

by state



# What is **Inside**?

There are over

# 1.7 Billion

documents in the system that have been uploaded by **consumers** or **healthcare providers**.

## Clinical Documents

# 695M

uploaded by a healthcare provider like hospitals, pathologists and increasingly specialists.

## Medicine Documents

# 1.01B

uploaded by healthcare providers like pharmacists and GPs.

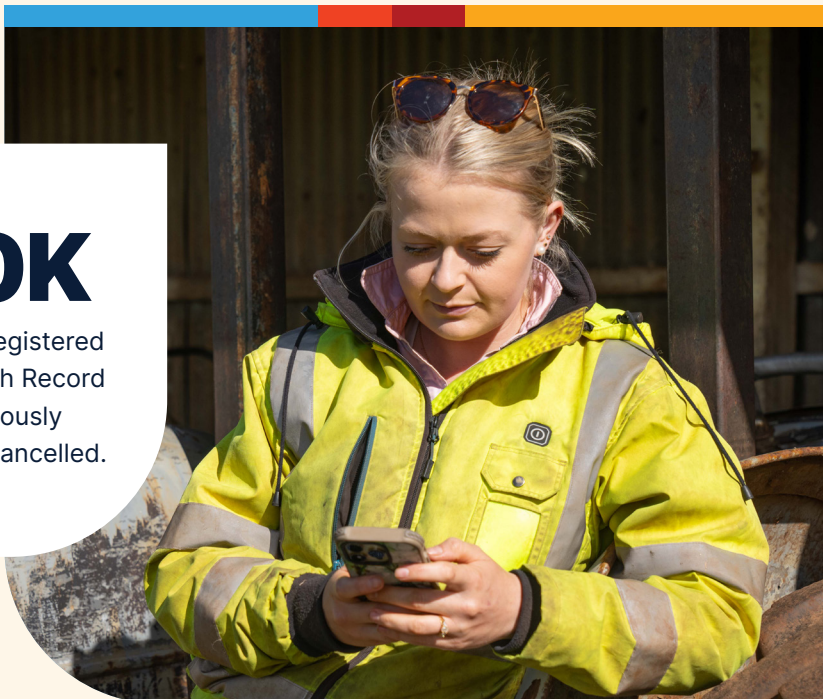
## Consumer Documents

# 560K

uploaded by people.

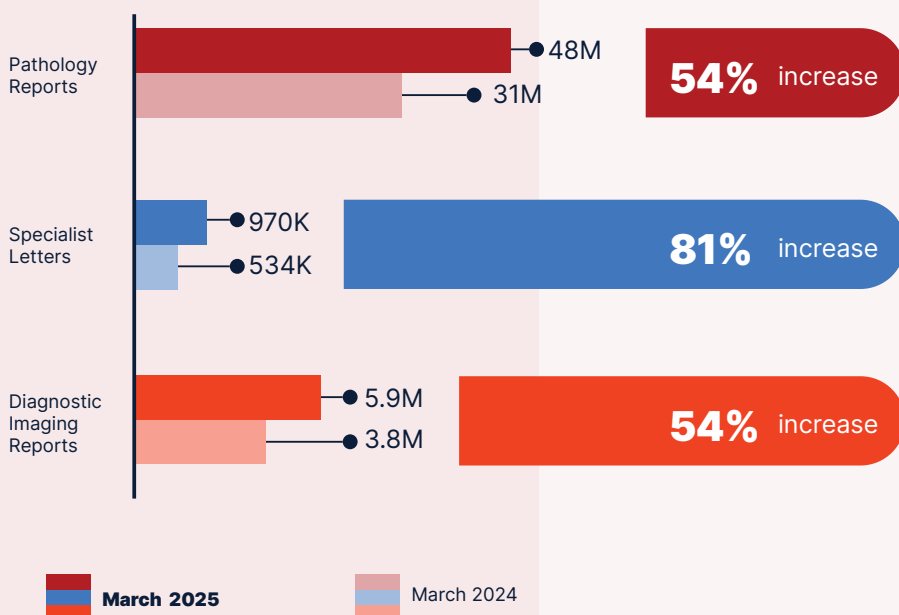
# 400K

people have registered for a My Health Record who had previously opted out or cancelled.

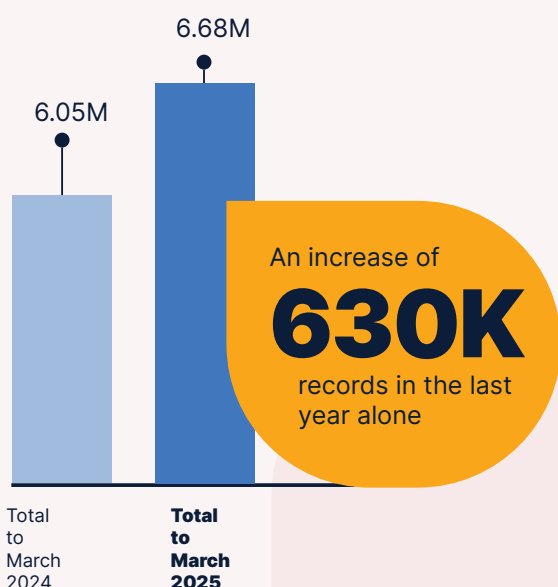


# How are **People** using it?

## Increased views since last year



## How **many records** have been viewed?



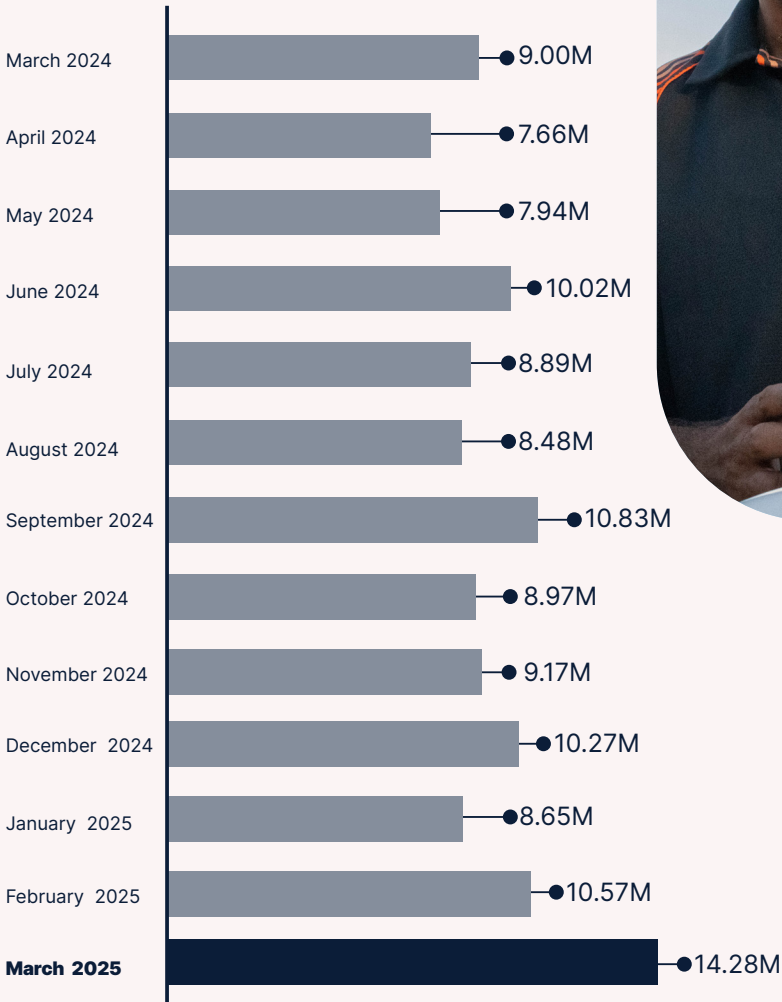
This month more than **28K** people checked who had accessed their record.

Australians trust My Health Record to keep their health information secure and can decide which healthcare providers can view their record.

What about **security** and **privacy**?

Over **61K** people have placed advanced access controls in their records.

## How much are people **looking** at their information?



# How are **Healthcare providers** using it?

## GP



**99%** of GPs are now registered

**99%** have used My Health Record


## Pharmacy



**99%** of pharmacies are now registered

**99%** have used My Health Record

## Public Hospital



**97%** of public hospitals are now registered

**95%** have used My Health Record

## Specialist



**62%** of specialists are now registered

**36%** have used My Health Record

## Aged Care



**43%** of aged care are now registered

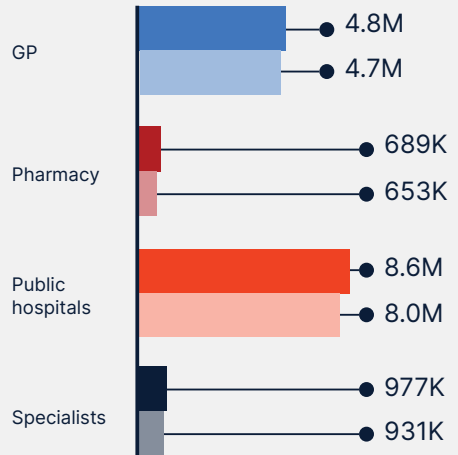
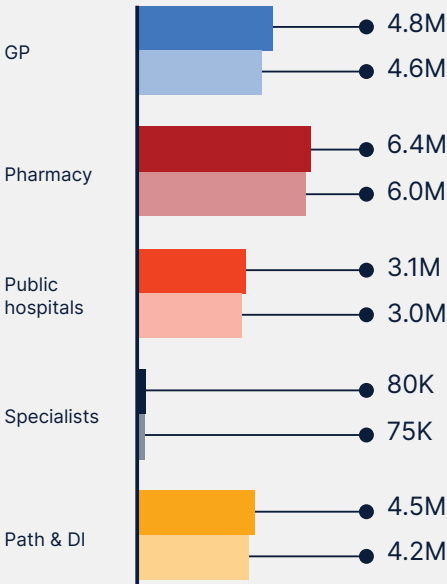
**11%** have used My Health Record

# How are Healthcare providers

## using these documents?

Healthcare providers **uploaded** documents that were **looked at by other** healthcare provider organisations

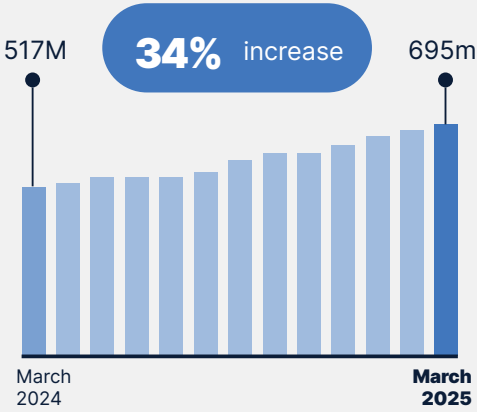
Healthcare providers **looked at** documents that were **uploaded by other** healthcare provider organisations



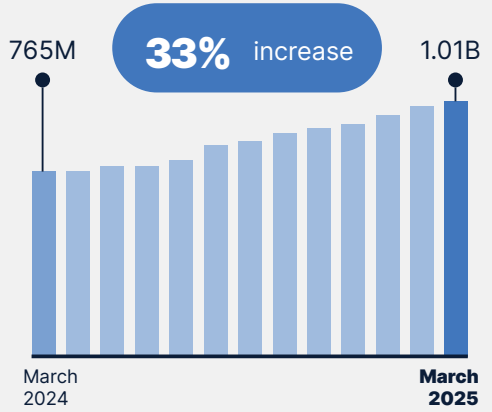
March 2024 to  
March 2025

February 2024 to  
February 2025

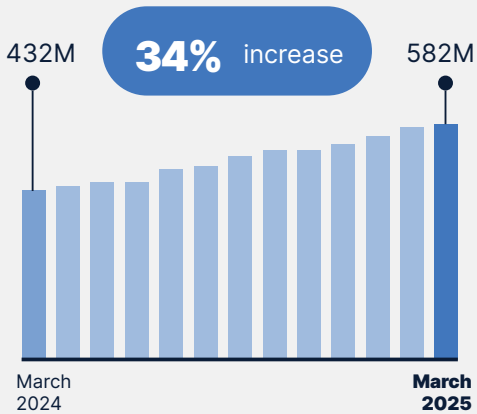
### Volume of **clinical documents** uploaded



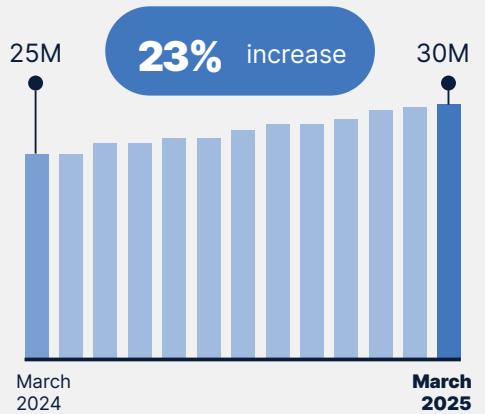
### Volume of **medicine documents** uploaded



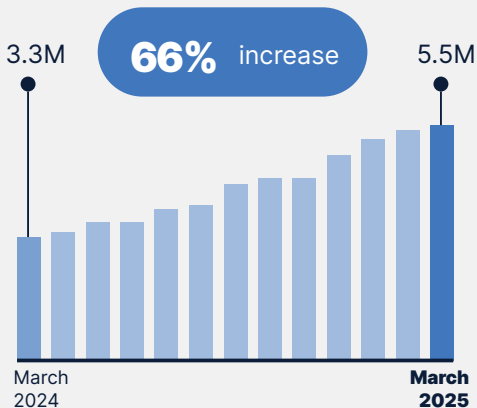
### Volume of **pathology reports** uploaded



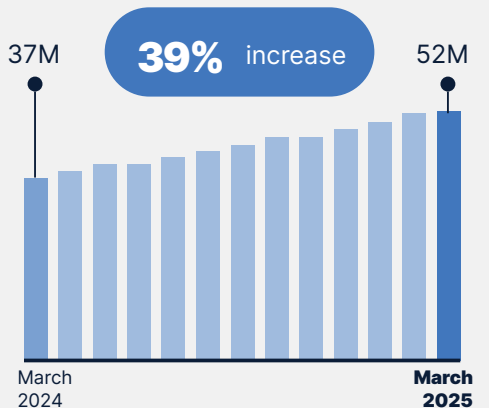
### Volume of **discharge summaries** uploaded



### Volume of **specialist letters** uploaded



### Volume of **diagnostic imaging report** uploaded



Note: All values are cumulative totals as at each month.