

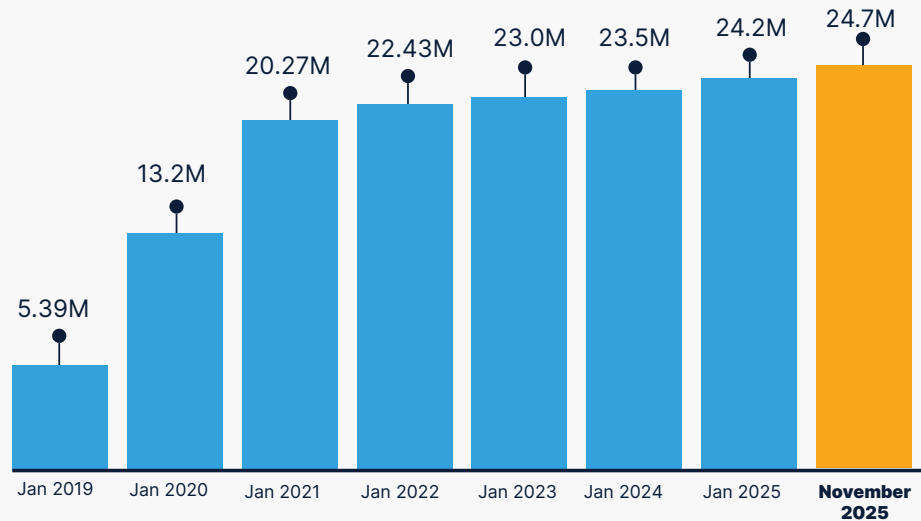
# The **Big** picture

November 2025

Over

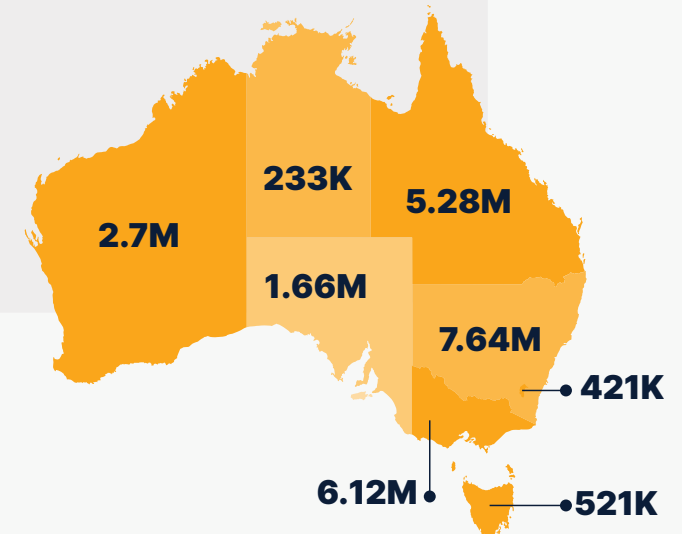
# 24.6M

total active  
**My Health Records**



## Records

by state



# What is **inside**?

There are over

# 2 Billion

documents in the system that have been uploaded by **consumers** or **healthcare providers**.

**Clinical Documents**

## 860M

uploaded by a healthcare provider like hospitals, pathologists and increasingly specialists.

**Medicine Documents**

## 1.2B

uploaded by healthcare providers like pharmacists and GPs.

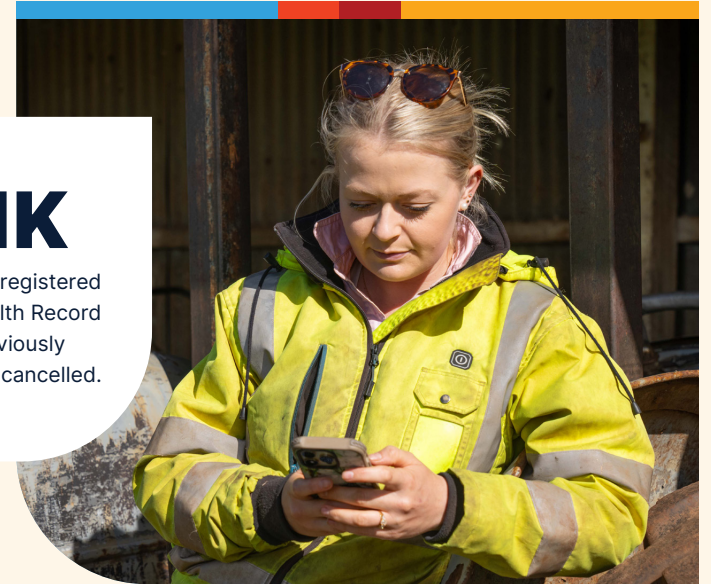
**Consumer Documents**

## 601K

uploaded by people.

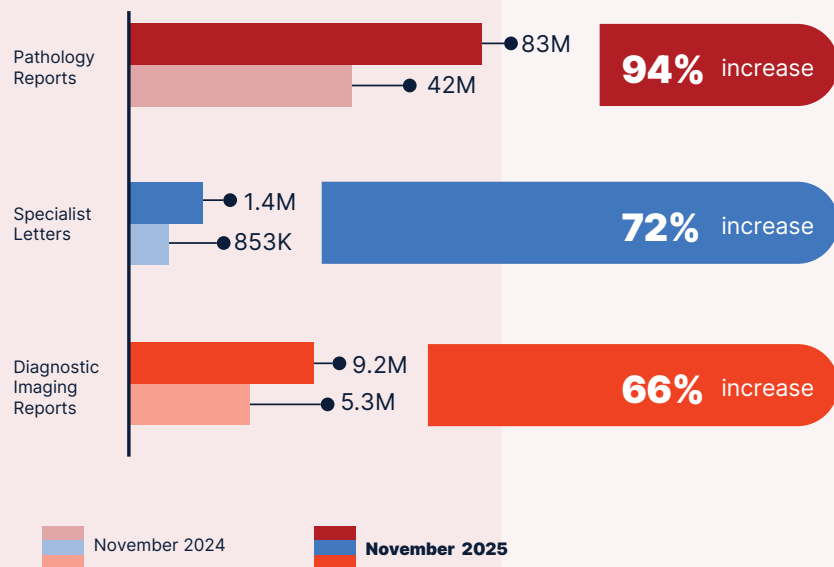
## 461K

people have registered for a My Health Record who had previously opted out or cancelled.

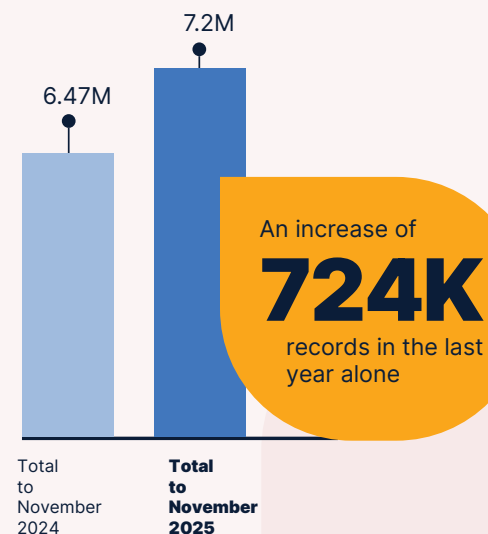


# How are **people** using it?

## Increased views since last year



## How **many records** have been viewed?



This month more than

**30K**

people checked who had accessed their record.


Australians trust My Health Record to keep their health information secure and can decide which healthcare providers can view their record.

What about  
**security** and **privacy**?

Over **66K**

people have placed advanced  
access controls in their records.

How much are people  
**looking** at their information?



# How are **Healthcare providers** using it?

## GP



**99%** of GPs are now registered

**99%** have used My Health Record


## Pharmacy



**99%** of pharmacies are now registered

**99%** have used My Health Record

## Public Hospital



**97%** of public hospitals are now registered

**95%** have used My Health Record

## Specialist



**68%** of specialists are now registered

**40%** have used My Health Record

## Aged Care

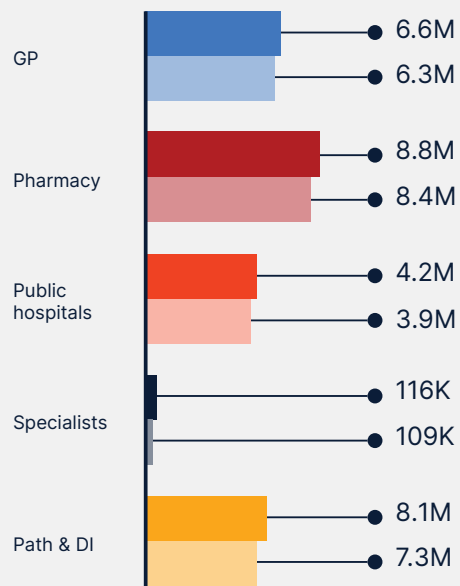


**54%** of aged care are now registered

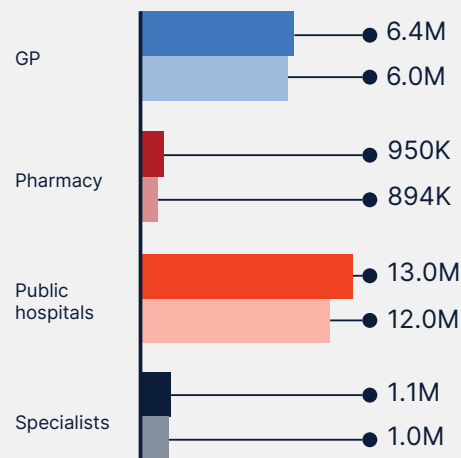
**16%** have used My Health Record

# How are **Healthcare providers** using these documents?

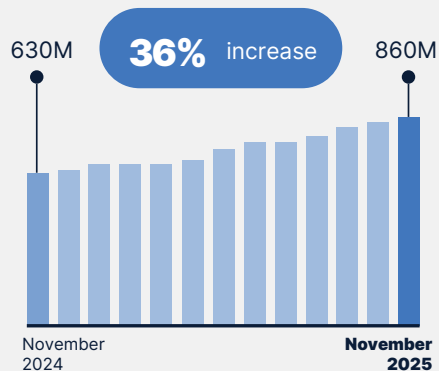
Healthcare providers **uploaded** documents that were **looked at by other** healthcare provider organisations



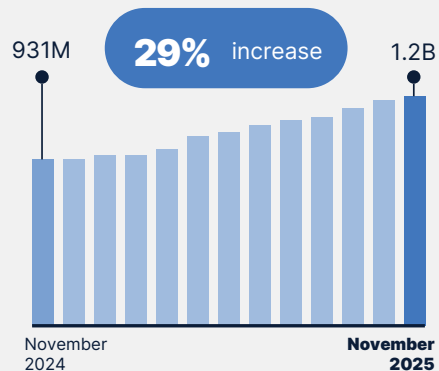
Healthcare providers **looked at** documents that were **uploaded by other** healthcare provider organisations



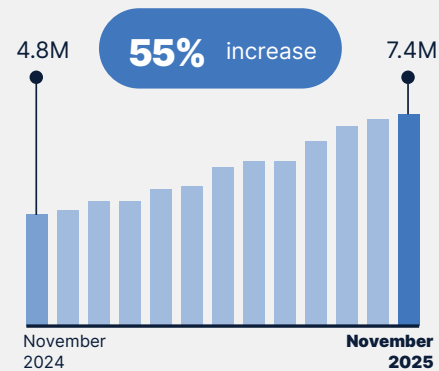
Volume of **clinical documents** uploaded



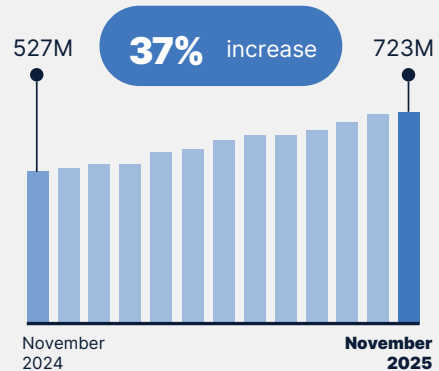
Volume of **medicine documents** uploaded



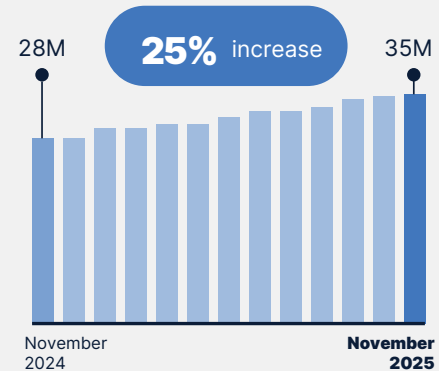
Volume of **specialist letters** uploaded



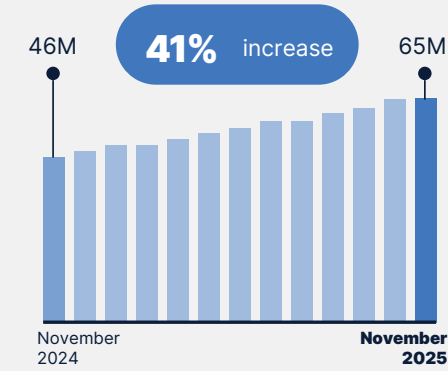
Volume of **pathology reports** uploaded



Volume of **discharge summaries** uploaded



Volume of **diagnostic imaging report** uploaded



Note: All values are cumulative totals as at each month.