



My Health Record

# Statistics and Insights

AUGUST 2021

The Australian Digital Health Agency publishes a range of statistics about how My Health Record is being used by healthcare provider organisations and patients.

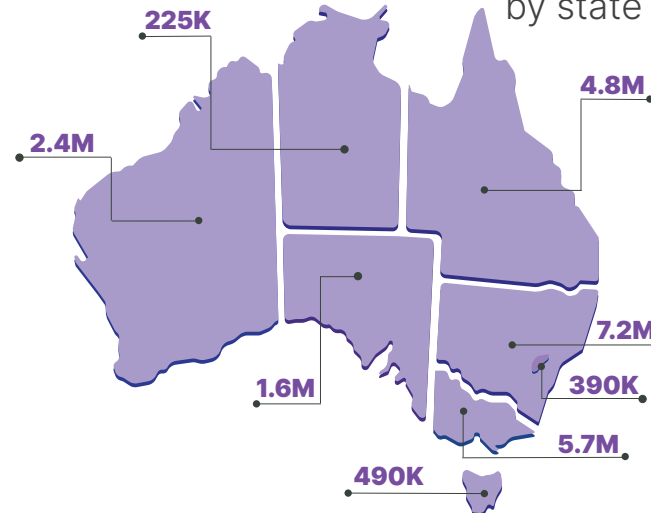
The statistics include information about registrations, document uploads and prescription/dispense documents.

More than  
**23M**  
total My Health Records

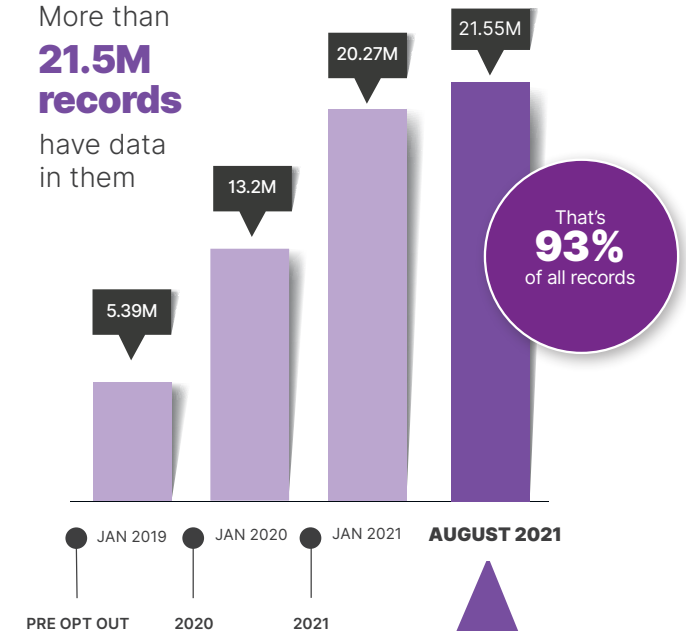


When you have a My Health Record, your health information can be viewed securely online from anywhere, at any time even if you move or travel interstate. You and your healthcare providers can also access your health information from any computer or device that's connected to the internet.

## Records by state



More than  
**21.5M**  
records  
have data  
in them



The volume of records with data in them has grown by more than  
**1.87M**  
in the last year and  
**340K**  
in the last month

There are nearly  
**450M**

documents in the system that have been uploaded by  
**consumers** or **healthcare providers**.



From medical histories to the latest blood tests, from pathology reports to advanced care plans, more vital health information is now securely stored and available when needed.

#### CLINICAL DOCUMENTS

**170M**

uploaded by a healthcare provider like hospitals, pathologists and radiologists.

#### MEDICINE DOCUMENTS

**278M**

uploaded by healthcare providers like pharmacists and GPs.

#### CONSUMER DOCUMENTS

**392K**

uploaded by people.



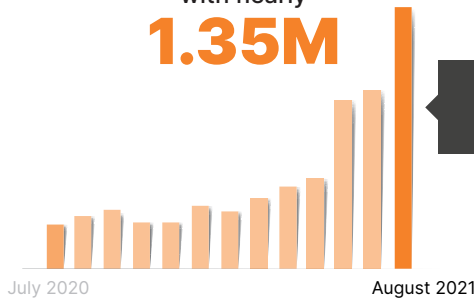
There have been **107K** people who have registered for a My Health Record that had previously opted out, an increase of **20%** in the last month.

What documents did people **view** the most?

## Pathology reports

were viewed the most in August with nearly

**1.35M**



+25% in the last month

What about **security** and **privacy**?

Only

**43.5K**

people have placed advanced access controls in their records



Australians trust My Health Record to keep their health information secure but remember, you can decide which healthcare providers can view your record.

“

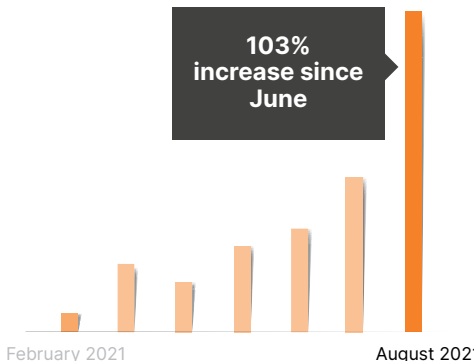
*The majority of Tjuntjuntjara's Spinifex Health Service patients have all their medications, investigations, discharge summaries and health summaries in My Health Record. This means that when they travel to other communities, all of this is instantly accessible. This has been an invaluable resource to maintain continuity of care.*

”

Dr Jill Benson AM  
Medical Director  
Tjuntjuntjara's Spinifex Health Service.

## Consolidated Immunisation Views

103% increase since June



People also **viewed** more

**224K**

diagnostic imaging reports

**70K**

prescription records

**66K**

discharge summaries

**29K**

shared health summaries



# HOW ARE **HEALTHCARE PROVIDERS** USING IT?

## PHARMACY



**99%** of pharmacies are now registered  
**98%** have used My Health Record

## GP



**99%** of GPs are now registered  
**93%** have used My Health Record

## PUBLIC HOSPITAL



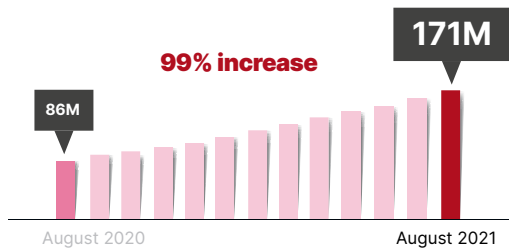
**97%** of public hospitals are now registered  
**95%** have used My Health Record



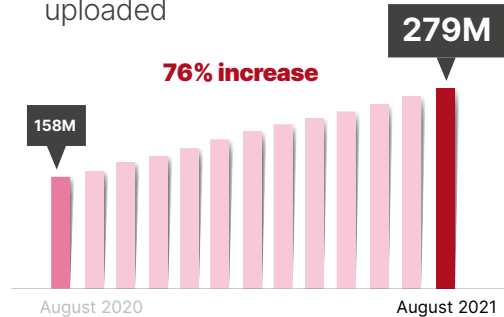
Public hospitals are providing better continuity of care as they have viewed nearly **820K** documents which were uploaded by other healthcare providers and uploaded more than **690K** which were viewed by other healthcare providers in the last year.

# HOW ARE **HEALTHCARE PROVIDERS** USING IT?

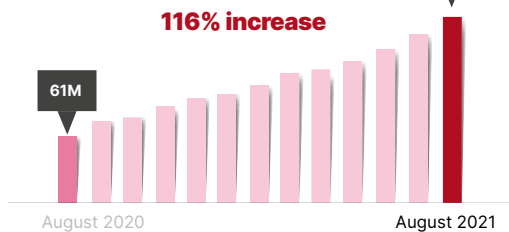
Volume of **clinical documents** uploaded



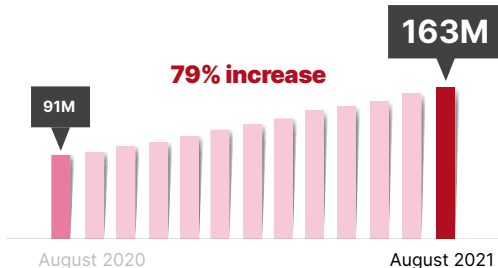
Volume of **medicine documents** uploaded



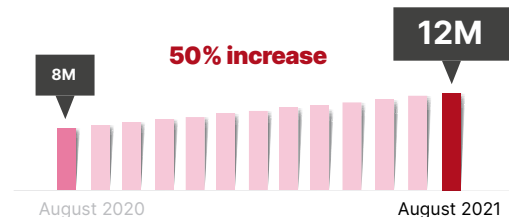
Volume of **pathology reports** uploaded



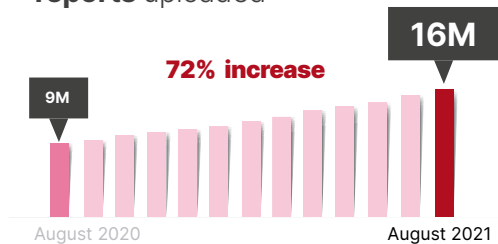
Volume of **dispense records** uploaded



Volume of **discharge summary reports** uploaded

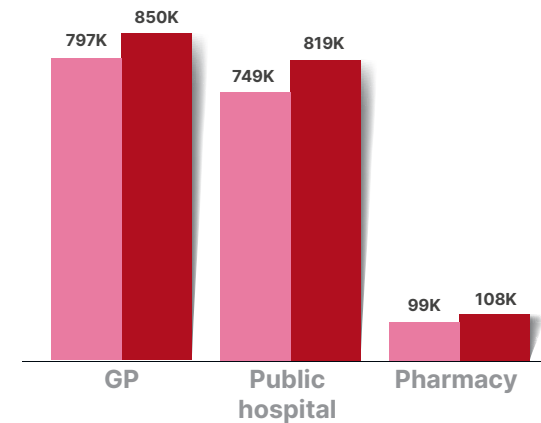


Volume of **diagnostic imaging reports** uploaded



## How are healthcare professionals using these documents?

Documents **viewed** which were **uploaded by other organisations**



● July ● August

Documents **uploaded** which were **viewed by other organisations**

