



My Health Record


Statistics and Insights

JUNE 2021

The Australian Digital Health Agency publishes a range of statistics about how My Health Record is being used by healthcare provider organisations and patients.

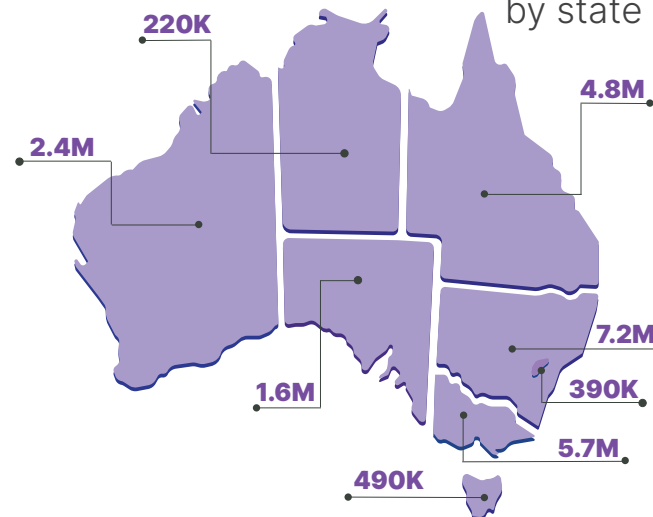
The statistics include information about registrations, document uploads and prescription/dispense documents.

23M
total My Health Records

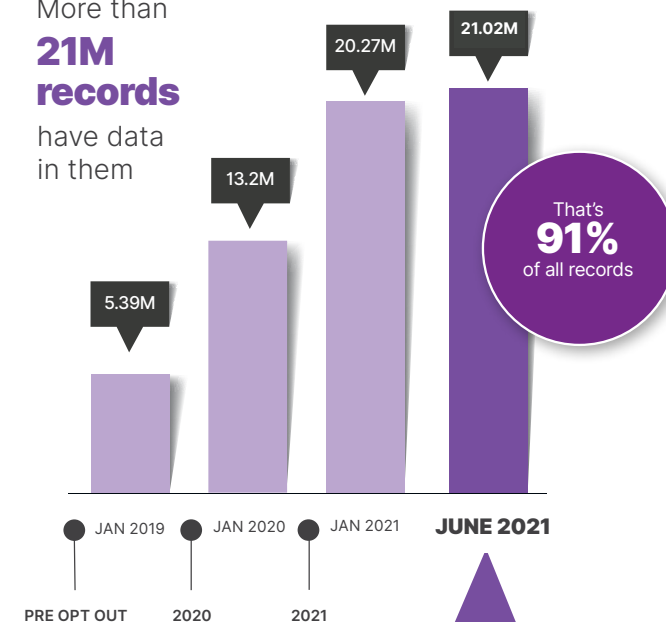


When you have a My Health Record, your health information can be viewed securely online from anywhere, at any time even if you move or travel interstate. You and your healthcare providers can also access your health information from any computer or device that's connected to the internet.

Records by state




More than
21M records
have data in them



The volume of records with data in them has grown by more than
1.6M
in the last year and
190K
in the last month

There are nearly
408M

documents in the system that have been uploaded by **consumers** or **healthcare providers**.



From medical histories to the latest blood tests, from pathology reports to advanced care plans, more vital health information is now securely stored and available when needed.

CLINICAL DOCUMENTS

More than **152M**
uploaded by a healthcare
provider like hospitals,
pathologists and
radiologists.

MEDICINE DOCUMENTS

More than **255M**
uploaded by
healthcare providers like
pharmacists and GPs.

CONSUMER DOCUMENTS

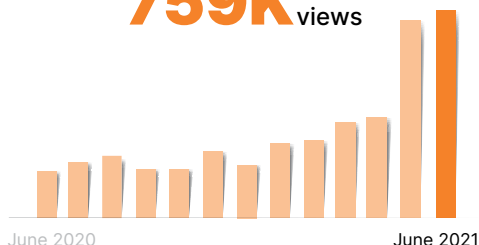
372K
uploaded by people.



There have been **79K** people who have registered for a My Health Record that had previously opted out and another **11K** registered that had previously cancelled their record.

What documents did people **view** the most?

Pathology reports
were viewed the most in June with
759K views



How many documents were **uploaded** by people?

372K

What about **security** and **privacy**?

Only **42K**
people have chosen to place advanced
access controls in their records

Australians trust My Health Record to keep their health information secure but remember, you can decide which healthcare providers can view your record.



“ We rely on My Health Record to keep us updated on patient pathology, imaging, medication, dispensing and history records. We can see what other doctors have requested and performed, overcoming the delays waiting for records requested from other practices. We can also see what scripts were dispensed. This helped us a lot with the recent COVID-19 test results, where it was quicker to see the result on the patient's My Health Record than to join the phone queue to get the result. ”

Dr Yolande Knight
Senior Medical Officer;
Wirraka Maya Health Service Aboriginal Corporation.

HOW ARE **HEALTHCARE PROVIDERS** USING IT?

PHARMACY



99% of pharmacies are now registered

95% have used My Health Record

GP



99% of GPs are now registered

90% have used My Health Record

PUBLIC HOSPITAL



97% of public hospitals are now registered

95% have used My Health Record

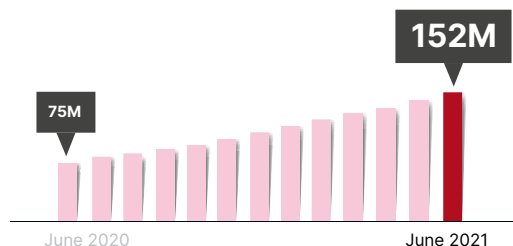


Public hospitals are providing better continuity of care as they have viewed nearly **700K** documents which were uploaded by other healthcare providers and uploaded nearly **630K** which were viewed by other healthcare providers in the last year.

HOW ARE **HEALTHCARE PROVIDERS** USING IT?

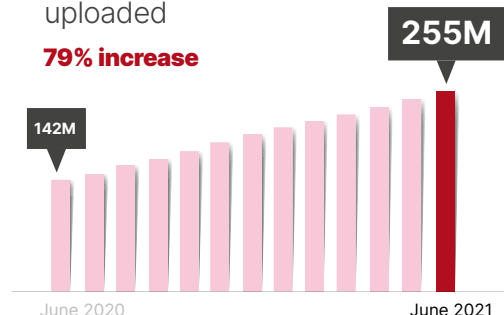
Volume of **clinical documents** uploaded

102% increase



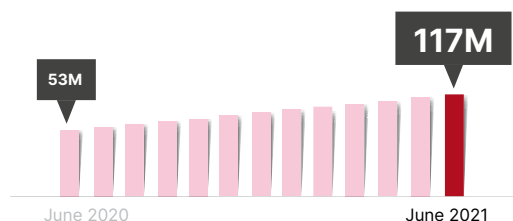
Volume of **medicine documents** uploaded

79% increase



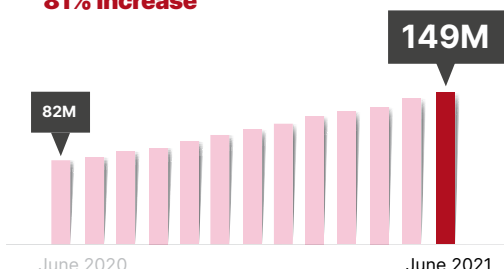
Volume of **pathology reports** uploaded

120% increase




Volume of **dispense records** uploaded

81% increase



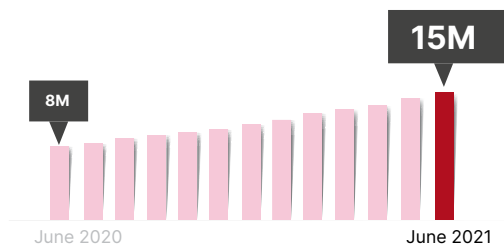
Volume of **discharge summary reports** uploaded

54% increase



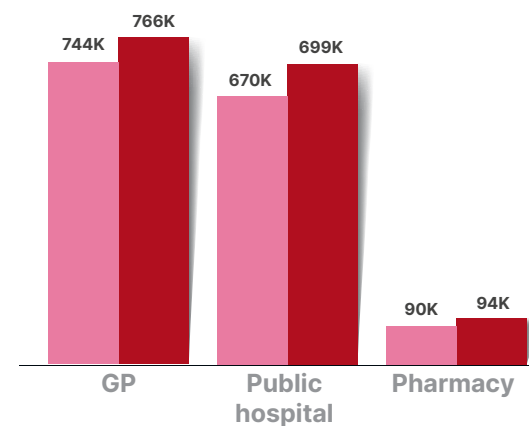
Volume of **diagnostic imaging reports** uploaded

82% increase



How are healthcare professionals using these documents?

Documents **viewed** which were **uploaded by other organisations**



● May ● June

Documents **uploaded** which were **viewed by other organisations**

